

OKLAHOMA

2018 BASEBALL GAME NOTES



Texas A&M Corpus Christi • Norman, Okla. • L. Dale Mitchell Park (3,180)

OKLAHOMA SOONERS

Overall: 7-6
Big 12: 0-0
Head Coach: Skip Johnson
Career Record/Years:
 7-6/1
Rank: NR



First Pitch...

The Oklahoma baseball team is home for a four-game series against Texas A&M Corpus Christi this weekend. The Sooners and Island open their series Friday, March 9 at 6:30 p.m. The next two days begin at 1 p.m. from L. Dale Mitchell Park with a doubleheader slated for Saturday.

About the Sooners...

Oklahoma is 7-6 on the year after a 15-3 win over No. 25 Dallas Baptist (3/6), which concluded a 3-2 record against ranked opponents in an eight-day stretch. Junior right-hander **Jake Irvin** is 2-0 in three starts, all wins for the Sooners, with a 2.00 earned run average. He has totaled 29 strikeouts in 18 innings; posting 11 strikeouts in each of the last two games. Senior second baseman **Kyle Mendenhall** is hitting .611 (11-for-18) over the last four games to lift his average to .367, which ranks second on the team, to go with a team-leading 15 RBI. Junior left fielder and leadoff-hitter **Cade Harris** is hitting a team-high .380 with 13 runs and eight doubles. Sophomore shortstop **Brandon Zaragoza** has hit .346 (9-for-26) over the last seven games to bring his season batting average to .267. He has scored nine runs, driven in seven and totaled three doubles. In the back end of the OU bullpen, junior RHP **Austin Hansen** has made a team-high eight appearances with a 1.12 ERA and 1-1 record with 11 strikeouts in eight innings. Junior RHP **Connor Berry** has nailed down two saves and is 0-1 with a 1.42 ERA and 7 strikeouts in 6.1 innings.

On the Air...

All four games will air locally on Sportstalk 99.3 FM and 1400 AM. Voice of the Sooners **Toby Rowland** and veteran OU broadcaster **Chad McKee** will alternate the play-by-play coverage from the radio booth. Audio of the games can be stream at Sportstalk1400.com or the Sportstalk page on the Tuneln mobile app. Video of the games is available all weekend with a subscription to SoonerSports.tv.

TEXAS A&M CORPUS CHRISTI ISLANDERS

Overall: 10-2
Southland: 0-0
Head Coach: Scott Malone
Career Record/Years:
 264-305-2/11
Rank: NR



Stream: SoonerSports.tv

Play-By-Play Radio Simulcast

Radio: Sportstalk 1400 AM/99.3 FM

Play-By-Play Toby Rowland
 Chad McKee

Online

Twitter @OU_Baseball
Live Stats SoonerSports.com

Leading Off

• The Sooners won their 11th walk-off since the start of the 2016 season. Seven of those 11 wins have come on Sundays.

• Oklahoma previously played Texas A&M Corpus Christi in 2010 and 2013 and leads the all-time series, 2-0.

• Jake Irvin ranks second in the Big 12 with a 14.50 strikeouts per nine innings average. He has struck out 11 batters in back-to-back games.

• Kyle Mendenhall is hitting .611 (11-for-18) over the last four games and his 15 RBI matches his 2016 season total; tied for the second most in a season for his career.

• Sooner pitchers have combined for 10 or more strikeouts in eight of 13 games. The Sooners are second in the Big 12 with 10.16 strikeouts-per-nine innings.

• Cade Harris, Kyler Murray and Steele Walker have occupied the outfield together from left to right in eight games this season and all but one since opening weekend.

• Brady Lindsly had six productive (hit, walk, RBI, advanced runner, reach on error) plate appearances vs. Alabama (3/3) on a 2-for-2, three-walk, sac-fly day. Over his last seven games he has been productive 67% (14-for-21) of the time.

* Left-Handed Hitter

Projected Starters

Lineup	BA	R	HR	RBI	SB	Notes
LF-Cade Harris*	.380	13	0	8	0	Eight doubles bests career-best seven set in 2016.
SS-Brandon Zaragoza	.267	9	0	7	0	Walk-off sacrifice-fly to beat Valpo (2/25).
RF-Steele Walker*	.255	7	1	6	0	Collected 41st career multi-hit games vs. DBU (3/6).
CF-Kyler Murray	.233	10	2	6	1	Stole 13th consecutive base vs. Holy Cross (2/25).
1B-Brady Lindsly*	.304	6	0	5	0	2-for-2 with three walks and a sac-fly vs. Bama (3/3).
3B-Brylie Ware	.234	2	0	7	0	11-for-33 after 0-for-14 start to the season.
2B-Kyle Mendenhall	.367	7	2	15	0	Totaled 11 hits in last four games.
C-Justin Mitchell	.171	4	0	2	0	39th round draft pick of the Royals.
DH-Cade Cavalli	.250	9	1	7	0	Go-ahead, two-RBI single vs. Dallas Baptist (3/6).
Starters	ERA	W-L	GS	IP	SO	Notes
RHP-Jake Irvin	2.00	2-0	3	18.0	29	11 career starts of six innings or more.
RHP-Kyle Tyler	6.17	0-1	3	11.2	12	Tossed 5.1-scoreless vs. Valparaiso (2/25).
RHP-Devon Perez	4.50	0-0	3	12.0	7	Seventh in NCAA at 7.36 K/BB ratio in 2017.
TBA						
Key Reliever	ERA	W-L	SV	IP	SO	Notes
RHP-Connor Berry	1.42	0-1	2	6.1	7	Recorded a six-out save vs. Indiana (2/16).

2018 SCHEDULE

Date	Opponent	Time/Result
Feb. 16	vs. #20 Indiana^	W, 6-3
Feb. 17	vs. #17 South Alabama^	L, 5-6 (12)
Feb. 17	at Coastal Carolina^	L, 3-4 (10)
Feb. 18	vs. Virginia Tech^	L, 6-14
Feb. 21	Abilene Christian	PPD
Feb. 24	Holy Cross [SS.tv]	W, 1-0
Feb. 24	Valparaiso [SS.tv]	L, 4-11
Feb. 25	Holy Cross [SS.tv]	W, 11-5
Feb. 25	Valparaiso [SS.tv]	W, 3-2 (10)
Feb. 27	at #24 Dallas Baptist [FSSW+]	L, 2-5
March 2	#29 Alabama [SS.tv]	W, 2-1 (11)
March 3	#29 Alabama [FSOK]	W, 16-4
March 4	#29 Alabama [FSOK+]	L, 1-13
March 6	#25 Dallas Baptist [FSOK]	W, 15-3
March 9	A&M Corpus Christi [SS.tv]	6:30 pm
March 10	A&M Corpus Christi ^(DH) [SS.tv]	1:00 pm
March 11	A&M Corpus Christi [SS.tv]	1:00 pm
March 13	Texas Southern [SS.tv]	6:30 pm
March 14	Texas Southern [FSOK]	6:30 pm
March 16	Kennesaw State [SS.tv]	6:30 pm
March 17	Kennesaw State [FSOK]	1:00 pm
March 18	Kennesaw State [FCSC]	1:00 pm
March 20	at Wichita State	6:00 pm
March 23	West Virginia* [FCSC]	6:30 pm
March 24	West Virginia* [FSOK]	2:00 pm
March 25	West Virginia* [SS.tv]	11:00 am
March 27	Oklahoma State [FSOK]	6:30 pm
March 29	Baylor* [FSOK]	6:30 pm
March 30	Baylor* [SS.tv]	6:30 pm
March 31	Baylor* [FSOK+]	4:00 pm
April 3	at Oral Roberts	6:30 pm
April 6	at TCU*	6:30 pm
April 7	at TCU* [ESPN]	7:00 pm
April 8	at TCU* [FSSW]	1:00 pm
April 10	Little Rock [SS.tv]	6:30 pm
April 11	Oral Roberts [SS.tv]	6:30 pm
April 13	Texas* [SS.tv]	6:30 pm
April 14	Texas* [ESPN]	8:00 pm
April 15	Texas* [ESPN2]	1:00 pm
April 20	at Texas Tech* [FSSW+]	6:30 pm
April 21	at Texas Tech* [FSSW]	2:00 pm
April 22	at Texas Tech* [FSSW+]	2:00 pm
April 24	at UT Arlington	6:30 pm
April 27	at Oklahoma State* [FSSW+]	7:00 pm
April 28	vs. Oklahoma State*! [FSOK]	7:00 pm
April 29	vs. Oklahoma State*! [FSOK]	3:00 pm
May 4	Kansas State* [SS.tv]	6:30 pm
May 5	Kansas State* [FSOK+]	2:00 pm
May 6	Kansas State* [FSOK+]	1:00 pm
May 11	at Central Florida	5:30 pm
May 12	at Central Florida	5:30 pm
May 13	at Central Florida	12:00 pm
May 17	at Kansas*	6:05 pm
May 18	at Kansas*	6:05 pm
May 19	at Kansas*	1:05 pm
May 23-27	Big 12 Championship	TBD
June 1-3	NCAA Regionals	TBD
June 8-10	NCAA Super Regionals	TBD
June 16-27	College World Series	TBD

BOLD home game | Times central and subject to change

^ Big 12 game | (DH) Doubleheader

* Baseball at the Beach (Myrtle Beach and Conway, S.C.)

! ONEOK Field; Tulsa



Location	Norman, Okla.
Founded	1890
Enrollment	31,250
Nickname	Sooners
Colors	Crimson and Cream
Conference	Big 12
President	David L. Boren
VP/Director of Athletics	Joe Castiglione
Assoc. Director of Athletics (Admin.)	Greg Tipton

Head Coach Skip Johnson (Texas Pan-American '90)	
Overall Coaching Record	7-6
Record at Oklahoma.....	Same
Assistant Coaches..... Clay Van Hook (Texas '08)	
..... Clay Overcash (USC Upstate '90)	
..... Evan Mistich (Oklahoma '12)	
Coordinator of Operations	Ryan Gaines
Office Phone.....	(405) 325-8354
First Year of Baseball.....	1898
All-Time Record (Seasons)....	2,548-1,478-12 (118)
All-Time Big 12 Record (Seasons) ...	291-262-2 (22)
Big 12 Tournament Titles	1997, 2013
NCAA Postseason Appearances (Last)	37 (2017)
College World Series Appearances (Last) ..	10 (2010)
College World Series Titles.....	1951, 1994
Letterwinners Returning/Lost	20/13
Newcomers	15

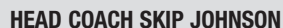
Home Field	L. Dale Mitchell Park
Capacity	3,180
Surface	AstroTurf®
Year Opened	1982
Dimensions	335-411-335
Press Box Phone	(405) 325-8363

Assistant Director/Baseball Contact....Brendan Flynn
Office Phone.....(405) 325-6449
Cell Phone.....(405) 596-9264
Email..... brendan.flynn@ou.edu
Athletics Website SoonerSports.com
Baseball Twitter..... @OU_Baseball

Oklahoma's record when wearing each different combination of jersey, pants and hat.

Jersey	Pants	Hat	Record
White (p)	White (p)	Crimson	2-0
Crimson	White	Crimson (White Front)	2-1
Cream	Cream	Crimson (Cream OU)	2-1
White (s)	White	Crimson	1-0
Crimson (v)	Gray	Crimson	0-1
Gray	Gray	Crimson	0-1
Gray (p)	Gray (p)	Crimson	0-1
Gray	Gray	Gray (Crimson Brim)	0-1

(p) - Pinstripes // (s) - Sleeveless // (v) - V-Neck



Skip Johnson was introduced as the 10th head coach of the OU baseball program on June 19, 2017.

Johnson served as the Sooners' pitching coach in 2017 after a 25-year coaching career in the state of Texas, including the most recent 10 years as an assistant and associate head coach at the University of Texas. In his lone season in Norman, he helped OU to its first NCAA Tournament appearance since 2013.

Johnson made an immediate impact on the Sooner pitching staff last season. Oklahoma pitchers surrendered the least amount of home runs in the Big 12 in 2017 and combined for 531 strikeouts to rank fourth in the league and fourth in OU single-season history. The Sooners' 9.26 strikeouts per nine innings ranked second in the conference. As a team, OU pitchers struck out 10 or more batters on 24 occasions.

Johnson was hired as the pitching coach at Texas for the 2007 season under Augie Garrido. In 10 seasons, Johnson helped the Longhorns to seven NCAA Regional appearances, four Super Regionals and three CWS.

During his tenure in Austin, 32 pitchers were selected in the MLB Draft, including 14 in the first 10 rounds and three first-round picks. Johnson oversaw the development of six UT pitchers to make it to the majors. The Texas pitching staff produced a team ERA below 3.00 on five occasions and struck out better than 7.5 per-nine-innings in five of his last eight seasons.

Prior to his time in Austin, Johnson was the head coach at Navarro College of the NJCAA's Texas Eastern Athletic Conference. From 1994-2006, he guided the Bulldogs to 13 NJCAA Regionals, nine TEAC championships and four regional titles, while compiling 450 wins.

A standout baseball player at Denton High School, Johnson began his collegiate playing career at Ranger (Texas) College. After a two-year career there, Johnson moved on to play baseball at the University of North Texas in 1988 before the school dropped its baseball program. He completed his collegiate playing career at UT-Pan American, lettering for the Broncs in 1989 and receiving his bachelor's degree in 1990. Johnson earned a master's degree in education from UT-Tyler in 1993.

A native of Denton, Texas, Johnson and his wife, Cathy, have two sons, Tyler and Garrett.

Texas A&M Corpus Christi is off to a 10-2 start, which includes a series win over UT Arlington plus a 6-3 win vs. No. 21 Mississippi State (2/25) at the Islanders' home Kleberg Bank College Classic. Third baseman **Jackson Owens** is hitting .469 and slugging .719 in nine games played with 12 runs and nine RBI. First baseman **Harrison Dinicola** is second on the team with a .404 average and slugging a team-best .745 with eight extra-base hits, including three home runs. In the Friday night starter role, right-hander **Dustin Lacaze** is 1-0 with a 2.55 ERA and 16 strikeouts in 17.2 innings.

The No. 14 Sooners defeated the Islanders, 4-2, at Whataburger Field in Corpus Christi on Feb. 23, 2013. **Matt Oberste** drove in two runs in the first inning. **Jon Gray** picked up his second win of the season with seven innings of one-run ball with six strikeouts. **Jacob Evans** nailed down his second save of the season with a perfect 1.1 innings of relief.

Oklahoma leads the all-time series, 2-0. Both previous matchups took place in Corpus Christi. The first contest was the Sooners' second game at the Whataburger Classic. OU defeated Texas A&M Corpus Christi, 11-2; posting eight runs in the middle three innings. **Bobby Shore** pitched seven innings of one-run ball with five strikeouts to get the win. **Garrett Buechele** went 3-for-5 with three RBI and **Cameron Seitzer** homered.

The Southland ranked 12th in conference RPI last season. The Sooners are 52-19 all-time against the teams currently in the Southland. Oklahoma's most common opponents are Lamar and Sam Houston State, which the Sooners have played 14 times apiece. OU last took on a Southland team in 2016; a series sweep to Sam Houston State in Huntsville, Texas.

Among the 10 classes to arrive at OU from 2007-16, this year's junior class, which ranked No. 10 among signing classes by Perfect Game ahead of the 2016 season, ranks fourth in games won. Led by 14 victories from **Jake Irvin**, the Sooners' 2016 incoming class has totaled 37 wins in a little over two full seasons. The 2011 incoming class, which includes **Dillon Overton's** 23 wins, won 46 games over the last decade. OU's current junior class ranks third in strikeouts (482) trailing the 2011 (595) and 2007 (555) newcomers. [Each class includes all players that played a minimum of two seasons between their freshman and junior year.]

Class (Pitchers)	W-L	IP	ER	SO
2016 (current junior class)	37-24	494.1	213	482
2014 (Elliott, Hansen, Neuse)	20-24	374.2	163	367
2013 (Copping, Evans, Garza)	34-20	412.0	174	362
2011 (Gray, Ladd, Overton)	46-22	638.0	211	595
2010 (Harrison, John, Mayfield)	18-11	266.0	75	219
2008 (R. Duke, Rocha)	42-20	462.3	183	372
2007 (Doyle, Erben, Porlier, Richards)	45-25	634.1	341	555

Kyle Mendenhall has the distinction of being the only four-year senior on the OU roster; a position that has been held by just one player in each of the last three seasons. **Hunter Haley** was the only four-year player in 2016 and **Austin O'Brien** the only one in 2017. Mendenhall is building on his junior campaign, which was his best offensive season through three years at OU. A .233 career hitter, he is currently hitting .367 and driven in 15 runs, tied for the second highest total of his career through just 13 games.

OKLAHOMA



10 CWS • 37 NCAA TOURNAMENTS • 71 MLB ALUMNI • 63 ALL-AMERICANS

Scorecard...

Oklahoma		A&M CC
7-6	Record	10-2
6-2	Home	7-1
0-2	Away	3-1
1-2	Neutral	0-0
.260	Avg	.296
.247	BAA	.247
116	Hits	120
75	Runs	87
71	Opp. Runs	44
72	RBI	79
8	HR	10
8	Opp. HR	4
4.01	ERA	3.10

Series History...

vs. Texas A&M Corpus Christi

All-Time	OU Leads, 2-0
In Big 12	N/A
In Norman	0-0
In Corpus Christi	2-0
At Neutral Site	0-0

All-Time Meetings:

Year	Result	Location
2013	W, 4-2	Corpus Christi
2010	W, 11-2	Corpus Christi

Weekly Awards...

Big 12 Player of the Week

Big 12 Pitcher of the Week

Big 12 Newcomer of the Week

Up Next...

The Sooners are home twice in the midweek against Texas South-ern. Game one is Tuesday, March 13 at 6:30 p.m.

Crooked Numbers...

The OU lineup was hitting just .220 following a 5-2 loss at Dallas Baptist (2/27). Since turning the calendar to March, the Sooners are hitting a collective .336 (51-for-152) and have collected 10 hits or more in three of four games. Oklahoma is 3-1 over that stretch and averaging nine runs per game, including its two larg-est offensive outbursts of the season, which totaled seven multi-run innings. In the first 10 games of the season, the Sooners scored more than one run in an inning only 10 times.

Sundays Are For Walk-Offs...

Since the beginning of the 2016 season, Oklahoma has walked off a winner 11 times; all at home. Seven of those 11 wins have come on Sundays. The Sooners added their latest walk-off against Alabama (3/2), 2-1 in 11 innings. An error opened the inning and **Kyle Mendenhall** lined the game-winning single to center for his second career walk-off hit. OU's last Sunday walk-off was against Valparaiso, 3-2 in 10 innings. Freshman **Cade Cavalli** started as the designated before pitching the top of the 10th; striking out three and leaving a runner at second. He led off the home half and scored the game-winning run from third on a sacrifice-fly by sophomore **Brandon Zaragoza**.

New Skip in Town...

Skip Johnson was introduced as the 10th head coach in OU history on June 19, 2017. He spent the 2017 season as the Soon-ers' pitching coach and originally arrived in Norman with 24 years of collegiate coaching experience in the state of Texas. Johnson started his career as an assistant at Navarro College for one sea-son before taking the reins of the program in 1994 and winning 450 games between then and 2006. He then took on the role of pitching coach at Texas; a position he held from 2007-16.

Pitching Adjustments...

During Johnson's first season as Oklahoma's pitching coach, Sooner pitchers surrendered the least amount of home runs in the Big 12 in 2017 and combined for 531 strikeouts to rank fourth in the league and fourth in OU single-season history. Oklahoma's 9.26 strikeouts per nine innings ranked second in the conference. As a team, OU pitchers struck out 10 or more batters on 24 oc-casions. Sooner pitchers combined for 17 starts of six innings or more, including the first two games of the Louisville Regional started by Perez and Irvin.

Opening Day Starters...

Right-hander **Jake Irvin** started on the mound for the Sooners on opening day 2017 and 2018. Last year, he became the fourth sophomore to get the ball in game one in six seasons and third in four seasons. Irvin also became the third and fourth consecutive righty to start on opening day following three years in a row of lefties getting the nod.

Opening Day Starters Since 2012

Year	Starter, Year	R/L	Decision-Opponent
2018	Jake Irvin, Jr.	RHP	Win-Indiana
2017	Jake Irvin, So.	RHP	Win-Long Beach State
2016	Jake Elliott, Jr.	RHP	ND-Northeastern
2015	Jake Elliott, So.	RHP	Win-Notre Dame
2014	Jacob Evans, So.	LHP	Loss-Seton Hall
2013	Dillon Overton, Jr.	LHP	Win-Hofstra
2012	Dillon Overton, So.	LHP	ND-Pepperdine

Winning Comparison...

In 31 games, including 25 starts, **Jake Irvin** owns a 14-5 record. His career 14 wins are tied with **Robert Tasin** for the seventh most by a Sooner pitcher to take the mound in the last 10 years. **Michael Rocha** (2008-11) won the most games over that period with 27 followed by **Dillon Overton** (2011-13) with 23. Overton won his 14th in the 44th game and 23rd start of his career, while Rocha's 14th win came in his 47th game as a Sooner.

Preseason All-American...

Steele Walker earned preseason All-America honors from all four major media outlets prior to opening day. He was tabbed a second team selection by Baseball America and D1Baseball.com, while being named third team by Collegiate Baseball News and the National Collegiate Baseball Writers Association. An All-Big 12 First Team pick a year ago, Walker has previously earned Louisville Slugger Freshman All-America and All-Big 12 Freshman in 2016.

A Stars and Stripes Summer...

Over the summer, **Steele Walker** split his time between the Team USA Collegiate National Team and the Brewster Whitecaps of the Cape Cod Baseball League. As a part of Team USA's 24-man ros-ter, he hit .333 and slugged .514 in 20 games. Walker was named MVP of the teams' two series wins over Chinese Taipei and Cuba. He became the first Sooner to play for Team USA since **Brian Shackelford** pitched for the Team USA CNT in 1995. Teammate **Jake Irvin** was invited to tryouts with Walker and represented Team USA in an early exhibition game and later was recalled for a start prior the team's series vs. Japan.

Keepin' it 100...

In national rankings, Oklahoma peaks in the charts at 15th in the country with eight sacrifice-flies. **Cade Harris** is the top individual as he ranks fifth in the nation with seventh doubles.

Oklahoma in the Top-100 National Rankings

Stats	Team	##	NCAA	Big 12
Base on Balls	Team	66	34	3
Double Plays	Team	9	94	6
Doubles	Team	25	45	2
Hits	Team	116	56	2
Home Runs	Team	8	91	6
Runs	Team	75	72	4
Sacrifice-Bunts	Team	10	19	1
Sacrifice-Flies	Team	8	20	1
Strikeouts-Per-Nine	Team	10.2	30	2
Triples	Team	3	68	5

Sooners in the Top-100 National Rankings

Stats	Player	##	NCAA	Big 12
Base on Balls	Harris	12	41	2
Doubles	Harris	8	3	1
Hits	Harris	19	61	5
Hits	Mendenhall	18	91	8
Pitching Appearances	Hansen	8	6	1
Pitching Appearances	Prater	7	14	2
Pitching Appearances	Fink	7	14	2
Runs	Harris	13	90	8
RBI	Mendenhall	15	51	2
Sacrifice-Bunts	Zaragoza	4	7	
Sacrifice-Bunts	Mendenhall	4	7	1
Sacrifice-Flies	Mendenhall	3	7	1
Saves	Berry	2	57	6
Strikeouts	Irvin	29	16	1
Strikeouts-Per-Nine	Irvin	14.50	27	2
Total Bases	Harris	31	70	6
Triples	Harris	2	17	3
Wins	Irvin	2	49	6



OKLAHOMA

1951 AND 1994 NATIONAL CHAMPIONS

Multi-Hit Games	2	3	4	5+	Total
Brewster	-	-	-	-	-
Career	4	1	-	-	5
Cavalli	3	-	-	-	3
DeRenzo	1	-	-	-	1
Career	9	1	-	-	10
Harris	3	3	-	-	6
Career	18	3	-	-	21
Lindsly	2	-	-	-	2
Career	4	-	-	-	4
Mendenhall	1	2	1	-	4
Career	18	8	1	-	27
Murray	2	-	-	-	2
Career	3	-	-	-	3
Walker, S.	4	1	-	-	5
Career	35	9	-	-	41
Ware	4	-	-	-	4
Career	14	3	-	-	17
Zaragoza	2	1	-	-	3
Career	10	3	1	-	14

Multi-RBI Games	2	3	4	5+	Total
Brewster	-	-	-	-	-
Career	1	3	1	-	5
Cavalli	3	-	-	-	3
DeRenzo	1	-	-	-	1
Career	6	3	1	1	11
Harris	1	1	-	-	2
Career	3	3	-	-	6
Hughes	1	-	-	-	1
Career	3	-	-	-	3
Lindsly	1	-	-	-	1
Career	3	-	-	-	3
Mendenhall	3	2	-	-	5
Career	11	5	-	-	16
Murray	1	-	-	-	1
Career	1	1	-	-	2
Walker, S.	2	-	-	-	2
Career	14	3	4	1	22
Ware	-	-	-	1	1
Career	4	3	-	1	8
Zaragoza	1	1	-	-	2
Career	4	2	-	-	6

New Bedlam Schedule...

Due to a conflict with the Oklahoma City Dodgers, game one of the 2018 Bedlam Series will be played at OUS's Allie P. Reynolds Stadium on Friday, April 27 at 7 p.m. The remaining two games will be played in Tulsa as scheduled. In 2019, game one will be played in Tulsa, game two in OKC and game three in Norman.

#YardWork...

Sooner Home Run Notes:

• Oklahoma hit a season-high three home runs on opening day vs. Indiana (2/16).

• **Cade Cavalli** hit the first OU home run of the season. It came on the second pitch in his college career and marked the first by a Sooner freshman on opening day since **Cameron Seitzer** (2009).

• **Kyle Mendenhall** and **Steele Walker** went back-to-back on opening day. Oklahoma hitters have hit back-to-back home runs in consecutive seasons. **Renee Martinez** and **Blake Brewster** accomplished the feat in 2017.

• **Kyler Murray** hit his first career home run vs. Valparaiso (2/24) to become the second athlete at OU to hit a home run and throw a touchdown pass for the Sooners. **Cody Thomas** (2014-16) previously threw three touchdowns and hit six home runs in his career.

• **Domenic DeRenzo** and **Steele Walker** have each homered once and are tied as OU's active career leaders with 12 apiece.

Leading Off 2018...

Cade Harris hit leadoff in all four games of the Baseball at the Beach hosted by Coastal Carolina. He reached base in his first seven plate appearances to start the season. Overall, Harris hit .571 (8-for-14) with six walks. He doubled four times, surpassing his 2017 total, and picked up the first three-hit game of his career; going 3-for-4 against Virginia Tech (2/18).

Sooner Speedster...

Kyler Murray is the fastest Sooner on the baseball diamond and perhaps the football field as well. OU's back-up quarterback in 2017 stole a team-leading 12 bases in 13 attempts last season, including 12 in a row. He opened the 2018 baseball season with a stolen base in his first attempt to run his streak to 13 in a row. The Sooner record for consecutive stolen bases without getting caught is 30 by **Rick Gutierrez** (1993-94). On the gridiron, Murray played in seven games for the Big 12 Champions and made one start. He was 18-for-21 through the air with three touchdown passes and 359 passing yards. Murray added 142 yards on the ground; averaging 10.1 yards per carry.

Oklahoma is Home...

The OU roster features 16 players from within the state's borders and six from Texas. This season marks the most homegrown players on the roster since 2005; a roster that also had 16 players from Oklahoma. Prior to last season's roster, which featured 12 players from the Sooner State and seven from the Lone Star State, 2006 was the last year OU had more homegrown talent than Texas born players with 13 Sooners claiming Oklahoma as home.

The New Class...

For the second time in three years, OU welcomed a top-20 recruiting class as ranked by *Baseball America*. The Sooners brought in a 15-player class of 13 freshman and two transfers. Oklahoma's 2017 recruiting class was slated No. 20 by *Baseball America* and also earned the No. 12 slot at *Collegiate Baseball News*.

2017 Enrollee Draft Picks

Round	Pick	Team	Player, Pos.
18	534	Brewers	Ledgend Smith, LHP
29	860	Braves	Cade Cavalli, RHP
37	1106	Rockies	Tyler Hardman, 3B
39	1170	Royals	Justin Mitchell, C

Hitting Streaks

	Longest	Current
Brewster	5 (2017)	-
Cavalli	4	1
Cooke	1	-
DeRenzo	5 (2016)	-
Hardman	2	-
Harris	7 (2x: 2017, 2018)	1
Hughes	3 (2017-2018)	2
Lindsly	9 (2017)	1
Mendenhall	9 (2017)	4
Mitchell	2	1
Murray	4	1
Walker, J.	1	-
Walker, S.	21 (2016-2017)	4
Ware	11 (2017)	1
Zaragoza	9 (2017)	3

Reached Base Streaks

	Longest	Current
Brewster	5 (2016, 2017)	1
Cavalli	5	1
Cooke	1	-
DeRenzo	5 (2016)	-
Hardman	2	-
Harris	18 (2017)	1
Hughes	6 (2017-2018)	2
Lindsly	10 (2017)	1
Mendenhall	9 (2017)	4
Mitchell	3	1
Murray	7 (2017)	2
Walker, J.	2	-
Walker, S.	21 (2016-2017)	5
Ware	17 (2017)	10
Zaragoza	9 (2017)	3

6.0+ Inning Starts by Pitcher

	6	7	8+	Tot.
Irvin	1	0	0	1

Pitcher (Opp.-Decision)	IP	ER	BB	SO
Irvin (Holy Cross-Win)	6.0	0	2	11

10+ Strikeout Games (8)

	Tot.	Leader (K)
South Alabama (2/17)	17	Prater (7)
Alabama (3/2)	17	Irvin (11)
Holy Cross (2/24)	15	Irvin (11)
Dallas Baptist (3/6)	13	Wiles (6)
Indiana (2/16)	12	Irvin (7)
Valparaiso (2/25)	12	Tyler (7)
Alabama (3/4)	11	Tyler (4)
Valparaiso (2/24)	10	Grove (4)

10+ Run Games (3)

	Tot.	Leader (RBI)
Alabama (3/3)	16	Ware (5)
Dallas Baptist (3/6)	15	Mendenhall (3)
Holy Cross (2/25)	11	4 Players (2)

OKLAHOMA

10 CWS • 37 NCAA TOURNAMENTS • 71 MLB ALUMNI • 63 ALL-AMERICANS



Sooner Starting Pitchers

Friday - #27 Jake Irvin, Jr. RHP

Height: 6-5

Weight: 205

Hometown: Bloomington, Minn.

High School: Jefferson

Last Start: Racked up 11 strikeouts for the second start in a row. Kept Alabama (3/2) scoreless through five innings before a two-out double scored a runner from first in the sixth.

Home Opener: Tossed six-scoreless vs. Holy Cross (2/24) and struck out 11; surpassing double digits for the fourth time in his career. Scattered two hits and two walks; allowing only two runners to reach scoring position.

2018 Opening Day: Won on opening day for the second year in a row. Threw 86 pitches in five innings of work with seven strikeouts to beat No. 20 Indiana (2/16). Overcame an early deficit after allowing two first-inning runs.

Summer Ball: Invited to Team USA Collegiate National Team tryouts. Pitched three-scoreless with five strikeouts in an exhibition start. Invited back to Team USA roster for exhibition start against the Futures League All-Stars (7/11/17).

Regional Recap: Held Louisville (6/3/17) scoreless through five against National Player of the Year Brendan McKay and allowed just one run in the first seven innings. Gave up two runs in the eighth before being relieved and took the loss in a winner's bracket contest.

14-K Night: Irvin struck out 14 batters in a six-inning start to beat Central Connecticut (3/3), 3-0. It marked the most strikeouts by a Sooner since Michael Rocha's 13 vs. Texas A&M in 2011. He struck out three in an inning in the second, fourth and sixth and struck out five in a row for the second time in his career between the fourth and fifth innings.

Opening Day 2017: Irvin started opening day for the Sooners and tossed seven-scoreless innings of one hit ball to beat Long Beach State (2/17). He matched his career-high with 10 strikeouts and did not allow a walk on the way to being named the Big 12 Pitcher of the Week.

IRVIN'S CAREER PITCHING LOG

Date	Opp.	Dec.	IP	H	R	ER	BB	SO	NP
2016									
2/21	Northeastern*	ND, 13-4	4.1	5	4	4	5	4	95
2/27	at Sam Houston	ND, 2-7	3.0	5	4	3	2	3	54
3/6	vs. Mississippi State	ND, 5-5	3.1	3	1	1	2	3	59
3/12	Long Beach State	ND, 3-7	1.2	4	2	2	0	3	37
3/19	at CSU Bakersfield	ND, 10-7	1.0	2	3	3	3	0	35
3/26	at Texas Tech	ND, 7-13	1.0	0	0	0	0	3	13
3/29	at Little Rock	ND, 5-2	2.0	4	0	0	1	2	40
4/5	Dallas Baptist*	W, 12-2	5.0	5	2	2	3	5	89
4/12	at Wichita State*	W, 15-7	3.0	2	0	0	1	2	48
4/20	Oklahoma State*	L, 3-4	5.1	6	2	1	1	10	95
5/1	at Kansas*	W, 17-6	5.0	9	4	4	2	1	80
5/7	Kansas State*	W, 10-1	7.0	6	1	1	2	5	105
5/13	vs. Oklahoma State*	W, 9-1	5.0	4	1	1	2	3	68
5/19	at Austin Peay*	W, 11-3	6.0	4	2	1	2	5	102
5/25	vs. West Virginia*	L, 0-6	3.2	8	5	5	4	2	88
2017									
2/17	Long Beach State*	W, 6-2	7.0	1	0	0	0	10	95
2/24	Villanova*	W, 9-2	7.0	4	1	1	2	7	98
3/3	Central Connecticut*	W, 3-0	6.0	2	0	0	1	14	93
3/9	Buffalo*	W, 16-10	5.0	8	5	2	3	5	94
3/17	at Kennesaw State*	W, 5-2	6.0	6	2	1	2	6	105
4/8	at Texas*	ND, 3-9	3.2	4	2	1	0	3	63
4/21	Kansas*	ND, 10-15	3.1	5	4	4	4	2	81
4/28	at West Virginia*	ND, 2-4	4.0	6	1	1	1	5	84
5/5	at Kansas State*	W, 11-5	6.0	9	3	3	4	6	119
5/12	TCU*	ND, 6-9	6.0	5	3	3	2	4	114
5/19	vs. Oklahoma State*	L, 7-9	5.0	5	5	5	4	6	96
5/25	vs. TCU*	L, 4-9	5.1	6	4	4	4	3	91
6/3	at Louisville*	L, 1-11	7.0	3	3	3	2	4	93
2018									
2/16	vs. Indiana*	W, 6-3	5.0	4	3	3	2	7	86
2/24	Holy Cross*	W, 1-0	6.0	2	0	0	2	11	96
3/2	Alabama*	ND, 2-1	7.0	4	1	1	2	11	102

*-Games Started

IRVIN'S CAREER STATISTICS

Year	ERA	W-L	G/GS	CG	SV	IP	H	R	ER	BB	SO
2016	4.47	6-2	15/9	0	0	56.1	67	31	28	30	51
2017	3.53	6-3	13/13	0	0	71.1	64	33	28	29	75
2018	2.00	2-0	3/3	0	0	18.0	10	4	4	6	29
Total	3.71	14-5	31/25	0	0	145.2	141	68	60	65	155

SEASON AND CAREER HIGHS

Season	Career
7.0, Alabama (3/2/18)	Innings
11, 2x (Last: Alabama, 3/2/18)	Strikeouts
	7.0, 5x (Last: Alabama, 3/2/18)
	14, Central Connecticut (3/3/17)



OKLAHOMA

1951 AND 1994 NATIONAL CHAMPIONS

Sooner Starting Pitchers (cont'd)

Saturday (Game One) - #15 Kyle Tyler, Jr. RHP

Height: 6-0

Weight: 195

Hometown: Oklahoma City, Okla.

High School: Westmoore

Last Start: Struck out the side around a two-out single in the first vs. Alabama (3/4). Erased a leadoff-single in the third with a double play before a two-out rally led to three runs. Pulled after 3.1 innings and seven runs, five earned, on eight hits and two walks.

Summer Ball: Started seven games for the Anchorage Glacier Pilots of the Alaska Baseball League. Finished 4-1 with a 2.07 ERA and 51 strikeouts in 39 innings. First in strikeouts, tied for second in wins and third in ERA.

Opening Weekend 2017: had his best performance as a Sooner despite not getting a decision against No. 17 Long Beach State (2/19/17). Oklahoma would win 4-2 in come-from-behind fashion after Tyler tossed a career-high 5.2 innings. He struck out three and gave up two runs on four hits and two walks.

TYLER'S CAREER STATISTICS

Year	ERA	W-L	G/GS	CG	SV	IP	H	R	ER	BB	SO
2016	2.12	1-0	7/3	0	0	17.0	15	7	4	11	14
2017	5.15	0-3	13/10	0	0	43.2	41	33	25	32	33
2018	6.17	0-2	3/3	0	0	11.2	20	16	8	6	12
Total	4.60	1-5	23/16	0	0	72.1	76	56	37	49	59

SEASON AND CAREER HIGHS

Season

5.1, Valparaiso (2/25/18)

7, Valparaiso (2/25/18)

Career

Innings 5.2, 2x (Last: at West Virginia, 4/29/17)

Strikeouts 7, 2x (Last: Valparaiso, 2/25/18)

TYLER'S CAREER PITCHING LOG

Date	Opp.	Dec.	IP	H	R	ER	BB	SO	NP
2016									
2/20	Northeastern	L, 3-5	4.1	4	1	0	2	3	70
3/6	vs. Mississippi State	ND, 5-5	1.0	1	0	0	0	2	14
3/8	Wichita State*	ND, 4-2	2.1	3	2	2	3	4	62
3/15	at Fresno State*	ND, 3-2	4.0	1	2	1	2	2	70
3/29	at Little Rock*	W, 5-2	4.0	4	1	0	2	3	72
4/12	at Wichita State	ND, 15-7	1.0	0	0	0	0	0	7
4/16	at TCU	ND, 2-12	0.1	2	1	1	2	0	19
2017									
2/19	Long Beach State*	ND, 4-2	5.2	4	2	2	2	3	82
2/25	Northern Illinois*	ND, 10-3	4.2	4	2	2	3	7	93
3/4	Central Connecticut*	ND, 13-2	4.0	1	0	0	4	4	80
4/1	Texas Tech	ND, 4-9	1.0	3	3	1	2	1	37
4/7	at Texas	ND, 3-5	2.0	2	1	1	2	1	42
4/15	at Michigan*	ND, 2-6	5.0	3	1	1	2	1	73
4/22	Kansas*	L, 2-5	5.0	3	4	4	3	4	87
4/29	at West Virginia*	ND, 3-1	5.2	5	1	1	1	3	89
5/6	at Kansas State*	ND, 7-9	5.0	9	4	4	5	4	98
5/14	TCU*	ND, 10-9	4.0	3	5	5	4	3	86
5/20	vs. Oklahoma State*	L, 2-5	0.2	2	3	3	3	1	33
5/24	vs. Texas	ND, 4-8	0.2	0	0	0	1	1	13
6/4	vs. Xavier*	L, 0-11	0.1	2	7	1	0	0	32
2018									
2/18	vs. Virginia Tech*	L, 6-14	3.0	7	9	3	2	1	64
2/25	Valparaiso*	ND, 3-2	5.1	5	0	0	2	7	89
3/4	Alabama*	L, 1-13	3.1	8	7	5	2	4	68

*-Games Started

Saturday (Game Two)- #20 Devon Perez, Sr. RHP

Height: 6-5

Weight: 200

Hometown: Ashburn, Va.

High School: Stone Bridge

Junior College: Iowa Western

Last Start: Last four innings for the third start in a row in a no-decision vs. Alabama (3/3). Never trailed and left with a 6-1 lead after the Sooners put four runs on the board in the bottom of the fourth. Allowed just one run on six hits and two walks with a season-high four strikeouts.

Regional Win: Threw a season-high seven innings and 107 pitches to beat Xavier (6/2/17) in the Sooners' Louisville Region opener. Fell behind by giving up two runs in the second before the bats erupted for seven runs in the seventh after his final inning of work. Totaled seven strikeouts and walked just one.

First Start: Became the first non-sophomore to start on the mound for OU last season. Pitched six-shutout innings and got the win in an 11-0 run-rule win vs. Buffalo (3/10/17) in the nightcap of a doubleheader. Struck out nine and did not issue a walk. Left two runners in scoring position in the first and did not allow another man to reach second base all game.

Sooner Debut: Sat down the first 12 batters he faced and earned the win against Grambling State (2/21/17). Struck out eight in five innings of relief.

PEREZ' CAREER STATISTICS

Year	ERA	W-L	G/GS	CG	SV	IP	H	R	ER	BB	SO
2017	3.50	6-2	14/8	0	0	64.1	66	28	25	11	81
2018	4.50	0-0	3/3	0	0	12.0	14	8	6	7	7
Total	3.66	6-2	17/11	0	0	76.1	80	36	31	18	88

SEASON AND CAREER HIGHS

Season

4.0, 2x (Last: Alabama, 3/3/18)

4, Alabama (3/3/18)

Innings

7.0, vs. Xavier (6/3/17)

Strikeouts

9, 2x (Last: at Baylor, 3/25/17)

Career

PEREZ' CAREER PITCHING LOG

Date	Opp.	Dec.	IP	H	R	ER	BB	SO	NP
2017									
2/21	Grambling State	W, 11-2	5.0	3	2	2	0	8	72
2/28	Little Rock	ND, 10-5	1.2	2	2	2	0	2	33
3/5	Central Connecticut	W, 11-2	3.0	2	0	0	1	3	50
3/10	Buffalo*	W, 11-0	6.0	4	0	0	0	9	93
3/19	at Kennesaw State*	W, 14-4	6.1	9	3	3	1	6	100
3/25	at Baylor*	L, 0-7	5.0	6	4	4	2	9	102
4/1	Texas Tech*	L, 4-9	3.0	5	2	0	1	4	59
4/14	at Michigan	ND, 4-14	1.1	4	4	4	0	0	33
4/23	Kansas	ND, 7-6	5.0	3	2	2	1	6	77
4/30	at West Virginia*	ND, 7-4	5.1	5	2	2	1	7	89
5/7	at Kansas State*	W, 3-0	6.2	5	0	0	1	8	87
5/13	TCU*	ND, 9-8	5.1	7	4	3	1	7	102
5/20	vs. Oklahoma State	ND, 2-5	3.2	5	1	1	1	5	81
6/2	vs. Xavier*	W, 7-2	7.0	6	2	2	1	7	107
2018									
2/17	at Coastal Carolina*	ND, 3-4	4.0	3	3	1	4	2	84
2/25	Holy Cross*	ND, 11-4	4.0	6	4	4	1	1	77
3/3	Alabama*	ND, 16-4	4.0	5	1	1	2	4	77

*-Games Started

OKLAHOMA

10 CWS • 37 NCAA TOURNAMENTS • 71 MLB ALUMNI • 63 ALL-AMERICANS



The Bullpen

BULLPEN STATS

Record: 4-3 **Saves/Opp:** 2/3
ERA: 2.84 **BAA:** .218 **K/9:** 10.37 **K/BB:** 2.15
First Batter Retired/Faced: 34/54 (63%)
Stranded/Inherited Runners: 22/36 (61%)
Record when bullpen doesn't allow a run: 4-0
Scoreless Innings/Total Whole Innings: 47/60 (78%)
Longest Scoreless Streak: 10 (Feb. 16-17) // **Current Streak:** 7

#28 Connor Berry, Jr. RHP

Height: 6-0 **Weight:** 170
Hometown: Sugar Land, Texas **High School:** Kempner

Last Appearance: Alabama (3/2)

Pitched a scoreless ninth in a 1-1 game to send it to extras. Walked back-to-back batters with two outs before being relieved.

Notes:

- Picked up third career save with two strikeouts in a perfect ninth vs. Holy Cross (2/24).
- Won three consecutive appearances between April 9 and April 30, 2017.
- Surrendered a run in only five of 22 appearances in 2017.

SEASON AND CAREER HIGHS

Season	Innings	Career
2.0, vs. Indiana (2/16/18)		3.1, at Texas (4/9/17)
3, Alabama (3/2/18)	Strikeouts	5, 2x (Last: at Texas, 4/9/17)

#42 Braidyn Fink, So. LHP

Height: 6-1 **Weight:** 225
Hometown: Moore, Okla. **High School:** Westmoore

Last Appearance: Dallas Baptist (3/6)

Started the sixth inning with a strikeout, allowed a single and then punched out the next two batters.

Notes:

- Retired all 11 batters faced, including a double play when entering game two, in four-hitless innings of opening weekend vs. South Alabama and Coastal Carolina (2/17/18).
- Recorded first career save at Kennesaw State (3/17) after entering with a bases loaded.
- Pitched in 16 summer games for the Martha's Vineyard Sharks of the Futures League.

SEASON AND CAREER HIGHS

Season	Innings	Career
2.2, vs. South Alabama (2/17/18)		2.2, vs. South Alabama (2/17/18)
5, vs. South Alabama (2/17/18)	Strikeouts	5, vs. South Alabama (2/17/18)

#13 Ryan Madden, Jr. RHP

Height: 6-3 **Weight:** 185
Hometown: Westminster, Colo. **High School:** Boulder-Fairview

Last Appearance: Alabama (3/4)

Pitching for the second day in a row, entered with one out, nobody on and OU trailing 7-1 in the fourth. Pitched 1.1 innings and surrendered three runs on four hits, all singles.

Notes:

- Went 2-0 with a 3.12 ERA in four starts as a sophomore.
- Struck out six in a start vs. Buffalo (3/11/17) and out of the pen at Michigan (4/13/17).

SEASON AND CAREER HIGHS

Season	Innings	Career
2.1, Holy Cross (2/25/18)		6.2, Buffalo (3/11/17)
3, Holy Cross (2/25/18)	Strikeouts	6, 2x (Last: at Michigan, 4/13/17)

BULLPEN GAME-BY-GAME

Date	Opp.	Dec.	IP	H	R	ER	BB	SO	SHO*
2/16	vs. Indiana	S	4.0	3	0	0	1	5	4
2/17	vs. South Alabama	L	7.1	2	1	0	3	12	6
2/17	at Coastal Carolina	L	5.2	4	1	0	1	6	5
2/18	vs. Virginia Tech	ND	5.0	6	5	5	5	1	2
2/24	Holy Cross	S	3.0	2	0	0	0	4	3
2/24	Valparaiso	ND	7.2	5	3	3	3	9	5
2/25	Holy Cross	W	5.0	3	1	1	1	5	4
2/25	Valparaiso	W	4.2	6	2	2	0	5	3
2/27	at Dallas Baptist	L	2.1	2	4	3	5	3	1
3/2	Alabama	W	4.0	1	0	0	4	6	4
3/3	Alabama	W	5.0	4	3	3	7	3	3
3/4	Alabama	ND	5.2	10	6	6	2	7	3
3/6	Dallas Baptist	ND	4.0	3	0	0	2	7	4

*-Complete shutout innings started by a reliever



OKLAHOMA

1951 AND 1994 NATIONAL CHAMPIONS

The Last Time...

OKLAHOMA-TEAM

Won 10 or more consecutive games	13, (3/12-29/13)
Won 15 or more consecutive games	16, (2/18-3/12/11)
Won 18 or more consecutive games	19, (3/4-31/85)
Won 20 or more consecutive home games	24, (3/31-5/5/73)
Won 10 or more consecutive conference games	10, (4/8-29/06)
Won 5 or more consecutive conference home games	6, (3/21-4/4/15)
Won 5 or more consecutive road games	7, (4/8-29/06)
Won back-to-back walk-offs	TCU (5/13-14/17)
Won a walk-off	2-1 (11), Alabama (3/2/18)
Won in extra innings	2-1 (11), Alabama (3/2/18)
Lost in extra innings	3-4 (10), at Coastal Carolina (2/17/18)
Played 12-14 Innings	L, 5-6 (12), vs. South Alabama (2/17/18 in Conway, S.C.)
Played 15 or more innings	W, 12-9 (18), at Oklahoma State (4/15/14)
Lost 5 or more consecutive games	7, (4/9-22/17)
Lost 5 or more consecutive conference games	5, (4/19-5/2/14)
Scored 10 or more runs in three straight games	Seton Hall (2/16/14)
Scored 15 or more runs in a game	UAPB (2/18-19/14)
Scored 20 or more runs in a game	15, Dallas Baptist (3/6/18)
Scored 25 or more runs in a game	22, UALR (3/3/15)
Scored 29 or more runs in a game	27, UAPB (2/22/11)
Shut out an opponent (9-inning game)	29, at Kansas State (3/22/09)
Shut out back-to-back opponents	1-0, Holy Cross (2/24/18)
Shut out three straight opponents	1-0; 11-0, Buffalo (3/10/17-DH)
Swept a three-game series	15-0, Wichita St.; 6-0, 4-0, Texas Tech (4/8-11/09)
Swept back-to-back three-game Big 12 series	at Kennesaw State (3/17-19/17)
Swept four or more three-game series	Missouri; at Texas (2006)
Swept a three-game conference series	WIU; Centenary; Missouri; at Texas Tech (2006)
Swept a three-game home series	Kansas (4/2-4/15)
Swept a three-game road series	Kansas (4/2-4/15)
Swept a three-game non-conference series	at Kennesaw State (3/17-19/17)
Swept a three-game road conference series	at Kennesaw State (3/17-19/17)
Run ruled an opponent	at Kansas (5/21-23/10)
Was run ruled	11-0, Buffalo (3/10/17-Gm2)
Had back-to-back homers	1-11, vs. West Virginia (5/28/16)
Had two grand slams in a game	Indiana, 3rd Inning (2/16/18)
Hit four or more home runs in a game	Kyle Mendenhall (two-run), Steele Walker (solo)
Hit six or more home runs in a game	UAPB (3/30/10); Cale Ellis and Tyler Ogle
Hit seven or more home runs in a game	4, at Kansas State (5/5/17)
Hit 10 or more home runs in a game	6, Kansas State (5/2/10)
Homered in five or more consecutive games	7, Nebraska (3/30/09)
Had 15-19 hits in a game	11, at Kansas State (3/22/09)
Had 20-24 hits in a game	14 (3/4-26/10)
Had 25 or more hits in a game	18, Dallas Baptist (3/6/18)
Had 10 or more hits in five consecutive games	21, at Baylor (3/29/15)
Had 10 or more hits in 10 consecutive games	27, Oakland (2/27/11)
Won after trailing by 5 or more runs	6, (2/21-26/17)
No-hit the opposition	10, (5/1-21/06)
No-hit the opposition, nine innings	6, at Kennesaw State (3/18/17)
Walked 10 or more batters	Arkansas-Pine Bluff (3/9/05)
	Arkansas-Pine Bluff (3/9/05)
	12, at Dallas Baptist (4/18/17)

OPPONENT-TEAM

Scored 10 or more runs in a game	13, Alabama (3/4/18)
Scored 15 or more runs in a game	16, at Dallas Baptist (4/18/17)
Scored 20 or more runs in a game	24, at Oklahoma State (4/7/15)
Shut out	0-7, at Baylor (3/25/17)
Shut out in Norman	0-2, Oral Roberts (4/8/14)
Shut out in consecutive games	0-5, 0-5, at Oral Roberts (3/22/16), at Texas Tech (3/24/16)
Walk-off win	at Coastal Carolina (2/17/18)
Swept a three-game series	at Michigan (4/13-15/17)
Swept a three-game series in Norman	TCU (5/14-16/15)
Swept a conference series in Norman	TCU (5/14-16/15)
Swept a road conference series	at TCU (4/15-16)
No-hitter	Texas (4/16/05)
Hit four or more home runs in a game	4, Baylor (4/10/16)
Had 15-19 hits in a game	18, Alabama (3/4/18)
Had 20-24 hits in a game	20, at Oklahoma State (4/7/15)
Had 25 or more hits in a game	25, vs. Lamar (2/5/06)
Walked 10 or more batters	11, Kansas (4/23/17)

OKLAHOMA-INDIVIDUAL

Hit a grand slam	Austin O'Brien, Oral Roberts (4/4/17)
Hit a walk-off home run	Renae Martinez, TCU (5/13/17)
Hit a home run to begin a game	Tyler Ogle, Texas Tech (4/4/11)
Hit an inside-the-park home run	Steele Walker, Central Connecticut (3/5/17)
Hit two home runs	Steele Walker, at Kansas State (5/5/17)
Hit three home runs	Chris Haggard, Iowa State (5/14/00)
Had a walk-off hit	Austin O'Brien (1B), TCU (5/14/17)
Homered in consecutive games	Byrlie Ware, TCU (5/13-14/17)
Homered in both games of a doubleheader	Kyle Mendenhall, NIU (2/25/17) and Villanova (2/25/17)
Homered in three straight games	Hunter Lockwood, Hartford (2/24-26/12)
Hit for the cycle	Cameron Seitzer, UAPB (3/30/10)
Scored five runs in a game	Chris Shaw, UALR (3/3/15)
Scored six runs in a game (school record)	Evan Mistich, UAPB (2/22/11)
Had four hits in a game	Brandon Zaragoza, Villanova (2/25/17)
Had five hits in a game	Jack Mayfield, at West Virginia (5/5/13)
Had six hits in a game (school record)	Craig Aikin, UALR (3/3/15)
Had three doubles in a game	J.T. Wise, vs. Texas A&M (5/23/09)
Had four RBI in a game	Renae Martinez, TCU (5/13/17)
Had five RBI in a game	Brylie Ware, Alabama (3/2/18)
Had six RBI in a game	Craig Aikin, UALR (3/3/15)
Had seven RBI in a game	Cale Ellis, UAPB (3/30/10)
Had eight or more RBI in a game	8, Sheldon Neuse, CSU Bakersfield (4/5/14)
Stole three bases in a game	Erik Ross, Hartford (2/26/12)
Stole four or more bases in a game	5, Derek Wathan, Kansas State (1996)
Walked three times in a game	Steele Walker, Holy Cross (2/24/18)
Walked four or more times in a game	Cade Harris, Kansas (4/23/17)
Threw a nine-inning no-hitter	Jim Husling, Old Dominion (1989)
Struck out 5 consecutive batters	Dylan Grove, Texas Tech (3/31/17)
Struck out 6 or more consecutive batters	6, Jake Irvin, Oklahoma State (4/20/16)
Struck out 10 batters in a game	11, Jake Irvin, Holy Cross (2/24/18)
Struck out 12 batters in a game	14, Jake Irvin, Central Connecticut (3/3/17)
Struck out 13 or more batters	14, Jake Irvin, Central Connecticut (3/3/17)
Pitched a complete-game loss	Dillon Overton, at Texas (4/6/13)
Pitched a 7-inning complete game	Dylan Grove, vs. Texas Tech (5/27/16)
Pitched a 9-inning complete game	Alec Hansen, Texas Tech (3/21/15)
Pitched a complete-game shutout	Jonathan Gray, Northwestern St. (3/15/13)

OPPONENT-INDIVIDUAL

Hit two home runs	Kacy Clemens, Texas (5/24/17)
Hit a grand slam	Kacy Clemens, Texas (4/8/17)
Hit back-to-back home runs	Taylor Allum and Griffin Helms, Kennesaw State (3/19/17)
Scored five runs in a game	Chris Coghlan, Mississippi (6/5/05)
Had four hits in a game	Austin Listi, Dallas Baptist (4/18/17)
Had five hits in a game	Adam Toth, Baylor (5/4/14)
Had six hits in a game	Patrick Massoni, Austin Peay (5/21/16)
Had three doubles in a game	Patrick Massoni, Austin Peay (5/21/16)
Had five RBI in a game	Devlin Granberg, Dallas Baptist (4/18/17)
Had six RBI in a game	Zach Fish, Oklahoma State (5/21/14)
Had seven RBI in a game	Kyle Reynolds, Baylor (3/27/04)
Stole three bases in a game	Alejandro Jimenez, Bethune Cookman (3/13/09)
Walked three times in a game	Kacy Clemens, Texas (4/2/16)
Walked four or more times in a game	Tony Thompson, Kansas (5/22/10)
Struck out 10-14 batters in a game	10, Steven Gingery, Texas Tech (4/1/17)
Struck out 15 or more batters	15, Kyle Gibson, Missouri (4/3/09)
Pitched a 9-inning complete game	Parker Rigler, Kansas State (5/6/16)
Pitched a complete-game shutout	Nate Griep, Kansas State (5/8/15)



TCU
HORNED RANGERS

2018 Oklahoma Baseball Lineups (By Position)

[illegible]



OKLAHOMA

1951 AND 1994 NATIONAL CHAMPIONS

2018 Oklahoma Baseball Lineups (By Batting Order)

Gm.	Opponent	P	1st	2nd	3rd	4th	5th	6th	7th	8th	9th
1	Indiana	Irvin	Harris	Mendenhall	S. Walker	Ware	Hardman	DeRenzo	Cavalli	Zaragoza	Brewster
2	South Alabama	Wiles	Harris	Mendenhall	S. Walker	Ware	Lindsly	Hardman	Cavalli	Zaragoza	J. Walker
3	Coastal Carolina	Perez	Harris	Mendenhall	S. Walker	Mitchell	Cavalli	Ware	Brewster	Zaragoza	J. Walker
4	Virginia Tech	Tyler	Harris	Mendenhall	S. Walker	DeRenzo	Ware	Hardman	Cavalli	Zaragoza	J. Walker
5	Holy Cross	Irvin	Harris	Mendenhall	S. Walker	Hardman	Ware	Murray	Cavalli	Mitchell	Zaragoza
6	Valparaiso	Ramsey	Harris	Mendenhall	S. Walker	Lindsly	Ware	J. Walker	Cavalli	DeRenzo	Zaragoza
7	Holy Cross	Perez	Harris	Zaragoza	S. Walker	Mendenhall	Murray	Cooke	Hardman	Cavalli	DeRenzo
8	Valparaiso	Tyler	Ware	Zaragoza	S. Walker	Harris	Murray	Lindsly	Cavalli	Mendenhall	Mitchell
9	Dallas Baptist	Wiles	DeRenzo	Zaragoza	Harris	S. Walker	Murray	Mitchell	Ware	Mendenhall	Cavalli
10	Alabama	Irvin	Harris	Zaragoza	S. Walker	Murray	Lindsly	Mitchell	Mendenhall	Ware	Wiles
11	Alabama	Perez	Harris	Zaragoza	S. Walker	Murray	Lindsly	Ware	Mendenhall	Hardman	Irvin
12	Alabama	Tyler	Harris	Zaragoza	S. Walker	Ware	Lindsly	Mitchell	Mendenhall	J. Walker	Perez
13	Dallas Baptist	Wiles	Harris	Zaragoza	S. Walker	Murray	Ware	Mitchell	Mendenhall	Cavalli	Tyler
			Harris (11)	Mendenhall (7)	S. Walker (12)	Ware (3)	Ware (4)	Mitchell (4)	Cavalli (6)	Zaragoza (4)	J. Walker (3)
			Ware (1)	Zaragoza (6)	Harris (1)	Murray (3)	Murray (3)	Hardman (2)	Mendenhall (4)	Mendenhall (2)	Zaragoza (2)
			DeRenzo (1)			DeRenzo (1)	Lindsly (3)	Ware (2)	Hardman (1)	Cavalli (2)	Brewster (1)
						Hardman (1)	Hardman (1)	Murray (1)	Ware (1)	Mitchell (1)	DeRenzo (1)
						Lindsly (1)	Cavalli (1)	J. Walker (1)	Brewster (1)	DeRenzo (1)	Mitchell (1)
						Mendenhall (1)		Cooke (1)		Ware (1)	Cavalli (1)
						Harris (1)		Lindsly (1)		Hardman (1)	
						S. Walker (1)		DeRenzo (1)		J. Walker	
						Mitchell (1)					

OKLAHOMA

10 CWS • 37 NCAA TOURNAMENTS • 71 MLB ALUMNI • 63 ALL-AMERICANS



Individual Statistics - Overall



2018 Oklahoma Baseball Overall Statistics for Oklahoma (as of Mar 06, 2018) (All games Sorted by Batting avg)



Record: 7-6 Home: 6-2 Away: 0-2 Neutral: 1-2 Big 12: 0-0

Player	avg	gp-gs	ab	r	h	2b	3b	hr	rbi	tb	slg%	bb	hp	so	gdp	ob%	sf	sh	sb-att	po	a	e	fld%
3 Harris, Cade	.380	13-13	50	13	19	8	2	0	8	31	.620	12	1	10	0	.508	0	0	3-3	30	1	0	1.000
5 Mendenhall, Kyle	.367	13-13	49	7	18	1	0	2	15	25	.510	6	1	8	0	.424	3	4	0-0	23	29	2	.963
4 Zaragoza, Brandon	.267	13-13	45	9	12	3	0	0	7	15	.333	5	0	7	0	.333	1	4	0-1	23	29	2	.963
1 Walker, Steele	.255	13-13	51	7	13	3	0	1	6	19	.373	7	3	10	1	.377	0	0	1-2	30	0	0	1.000
24 Cavalli, Cade	.250	13-10	44	9	11	3	0	1	7	17	.386	8	1	24	0	.377	0	0	0-0	57	4	2	.968
12 Ware, Brylie	.234	12-12	47	2	11	2	0	0	7	13	.277	4	3	4	3	.327	1	0	0-1	7	17	2	.923
7 Murray, Kyler	.233	8-7	30	10	7	1	0	2	6	14	.467	4	0	8	0	.314	1	0	1-1	19	0	0	1.000
14 Mitchell, Justin	.171	12-7	35	4	6	3	0	0	2	9	.257	2	0	10	0	.216	0	2	0-0	89	6	1	.990
36 Hardman, Tyler	.143	9-6	28	2	4	0	0	1	4	7	.250	1	0	11	0	.167	1	0	0-0	10	0	0	1.000
11 Hughes, Thomas	.429	4-0	7	1	3	0	0	0	2	3	.429	0	0	1	0	.429	0	0	0-0	2	1	0	1.000
40 Lindsly, Brady	.304	11-6	23	6	7	0	1	0	5	9	.391	7	0	5	1	.452	1	0	0-0	40	6	1	.979
6 Cooke, Justin	.200	2-1	5	1	1	0	0	0	0	1	.200	0	1	3	0	.333	0	0	0-0	0	0	0	.000
9 DeRenzo, Domenic	.143	9-5	14	3	2	0	0	1	2	5	.357	7	0	7	1	.429	0	0	0-1	27	1	4	.875
8 Walker, Jacob	.133	6-5	15	0	2	1	0	0	1	3	.200	2	0	2	0	.235	0	0	0-0	2	0	3	.400
2 Brewster, Blake	.000	6-2	4	1	0	0	0	0	0	0	.000	1	1	3	0	.333	0	0	0-0	2	0	0	1.000
20 Perez, Devon	.000	1-1	0	0	0	0	0	0	0	0	.000	0	0	0	0	.000	0	0	0-0	0	0	1	.000
15 Tyler, Kyle	.000	1-1	0	0	0	0	0	0	0	0	.000	0	0	0	0	.000	0	0	0-0	0	1	0	1.000
35 Wiles, Nathan	.000	1-1	0	0	0	0	0	0	0	0	.000	0	0	0	0	.000	0	0	0-0	1	2	0	1.000
27 Irvin, Jake	.000	1-1	0	0	0	0	0	0	0	0	.000	0	0	0	0	.000	0	0	0-0	1	0	1	.500
Totals	.260	13	447	75	116	25	3	8	72	171	.383	66	11	113	6	.363	8	10	5-9	364	103	20	.959
Opponents	.247	13	469	71	116	24	0	8	64	164	.350	59	16	137	8	.347	6	4	6-7	354	127	16	.968

LOB - Team (113), Opp (121). DPs turned - Team (9), Opp (6). CI - Team (2), DeRenzo, D. 1, Mitchell, J. 1. IBB - Team (1), Ware, B. 1, Opp (1). Picked off - Walker, S. 1.

(All games Sorted by Earned run avg)

Player	era	w-l	app	gs	cg	sho	sv	ip	h	r	er	bb	so	2b	3b	hr	b/avg	wp	hp	bk	sfa	sha
27 Irvin, Jake	2.00	2-0	3	3	0	0/1	0	18.0	10	4	4	6	29	1	0	1	.154	2	1	0	0	0
35 Wiles, Nathan	4.80	1-0	3	3	0	0/0	0	15.0	15	9	8	3	15	6	0	2	.254	1	0	0	0	0
42 Fink, Braidyn	0.00	0-0	7	0	0	0/0	0	8.1	3	0	0	2	12	1	0	0	.111	1	0	0	0	0
30 Terry, Jake	0.00	0-0	3	0	0	0/0	0	5.2	2	0	0	2	4	0	0	0	.111	0	1	0	0	0
38 Hansen, Austin	1.12	1-1	8	0	0	0/1	0	8.0	9	1	1	5	11	0	0	0	.281	0	0	0	0	1
28 Berry, Connor	1.42	0-1	5	0	0	0/1	2	6.1	5	2	1	2	7	1	0	0	.217	1	0	0	0	1
25 Prater, Levi	2.45	0-1	7	0	0	0/1	0	7.1	2	4	2	6	9	1	0	0	.087	0	1	0	1	0
23 Grove, Dylan	2.57	1-0	4	0	0	0/0	0	7.0	4	2	2	5	7	1	0	1	.167	0	1	0	0	0
13 Madden, Ryan	3.52	1-0	5	0	0	0/0	0	7.2	10	3	3	0	5	1	0	0	.313	0	1	0	1	0
20 Perez, Devon	4.50	0-0	3	3	0	0/0	0	12.0	14	8	6	7	7	5	0	0	.292	0	2	0	1	0
32 Matthews, Zack	4.91	0-0	3	0	0	0/0	0	3.2	4	2	2	1	5	1	0	0	.267	0	3	0	0	0
15 Tyler, Kyle	6.17	0-2	3	3	0	0/0	0	11.2	20	16	8	6	12	4	0	1	.370	2	2	0	2	0
24 Cavalli, Cade	7.36	1-0	3	0	0	0/0	0	3.2	5	3	3	4	7	1	0	0	.313	2	1	0	0	1
29 Lorah, Brett	13.50	0-0	3	0	0	0/0	0	2.0	3	3	3	3	0	1	0	0	.333	0	1	0	1	0
18 Smith, Ledgend	13.50	0-0	2	0	0	0/0	0	2.0	3	3	3	0	3	0	0	1	.333	1	2	0	0	0
17 Brooks, Aaron	13.50	0-0	1	0	0	0/0	0	0.2	1	1	1	0	1	0	0	1	.333	0	0	0	0	0
22 Ramsey, Lane	36.00	0-1	2	1	0	0/0	0	2.0	6	8	8	3	2	0	0	1	.545	4	0	0	0	1
31 Munsch, Trevor	54.00	0-0	2	0	0	0/0	0	0.1	0	2	2	4	1	0	0	0	.000	1	0	0	0	0
Totals	4.01	7-6	13	13	0	1/1	2	121.1	116	71	54	59	137	24	0	8	.247	15	16	0	6	4
Opponents	4.73	6-7	13	13	0	0/0	1	118.0	116	75	62	66	113	25	3	8	.260	7	11	1	8	10

PB - Team (3), Mitchell, J. 3, Opp (1). Pickoffs - Team (0), Opp (1). SBA/ATT - Mitchell, J. (4-4), DeRenzo, D. (2-2), Tyler, K (1-1) Perez D (0-1) Fink B (1-1) Grove D (1-1) Hansen Au (1-1) Lindsly B (0-1) Wiles N (1-1) Matthews




OKLAHOMA

1951 AND 1994 NATIONAL CHAMPIONS

Results

2018 Oklahoma Baseball Game Results for Oklahoma (as of Mar 06, 2018) (All games)



Date	Opponent		Score	Inns	Overall	Big 12	Pitcher of record	Attend	Time
Feb 16, 2018	vs #20 Indiana	w	6-3	9	1-0-0	0-0-0	Irvin, J. (W 1-0)	722	2:40
Feb 17, 2018	vs #17 South Alabama	L	5-6	(12)	1-1-0	0-0-0	Prater, L. (L 0-1)	175	2:40
! Feb 17, 2018	at Coastal Carolina	L	3-4	(10)	1-2-0	0-0-0	Berry, C. (L 0-1)	1889	3:50
Feb 18, 2018	vs Virginia Tech	L	6-14	9	1-3-0	0-0-0	Tyler, K. (L 0-1)	209	3:58
Feb 24, 2018	HOLY CROSS	w	1-0	9	2-3-0	0-0-0	Irvin, J. (W 2-0)	1048	2:30
Feb 24, 2018	VALPARAISO	L	4-11	9	2-4-0	0-0-0	Ramsey, L. (L 0-1)	1048	2:55
Feb 25, 2018	HOLY CROSS	w	11-5	9	3-4-0	0-0-0	Madden, R. (W 1-0)	969	3:25
Feb 25, 2018	VALPARAISO	w	3-2	(10)	4-4-0	0-0-0	Cavalli, C. (W 1-0)	969	3:03
Feb 27, 2018	at #24 Dallas Baptist	L	2-5	9	4-5-0	0-0-0	Hansen, Au. (L 0-1)	986	3:13
Mar 02, 2018	#29 ALABAMA	w	2-1	(11)	5-5-0	0-0-0	Hansen, Au. (W 1-1)	1380	3:14
Mar 03, 2018	#29 ALABAMA	w	16-4	9	6-5-0	0-0-0	Grove, D. (W 1-0)	1775	3:51
Mar 04, 2018	#29 ALABAMA	L	1-13	9	6-6-0	0-0-0	Tyler, K. (L 0-2)	779	2:57
Mar 06, 2018	#25 DALLAS BAPTIST	w	15-3	9	7-6-0	0-0-0	Wiles, N. (W 1-0)	551	3:26

() extra inning game

OKLAHOMA

10 CWS • 37 NCAA TOURNAMENTS • 71 MLB ALUMNI • 63 ALL-AMERICANS



Statistics Summary

Score by innings	1	2	3	4	5	6	7	8	9	EX	Total
Oklahoma	8	6	4	15	3	10	5	17	5	2	75
Opponents	5	9	13	18	6	6	5	5	2	2	71

Record when ...

Overall	7-6	After 6 leading	6-0
Conference	0-0 trailing	0-5
Non-Conference	7-6 tied	1-1
Home games	6-2	After 7 leading	6-0
Away games	0-2 trailing	0-6
Neutral site	1-2 tied	1-0
Day games	5-5	After 8 leading	6-0
Night games	2-1 trailing	0-4
vs Left starter	1-1 tied	1-2
vs Right starter	6-5		
1-Run games	3-2	Hit 0 home runs	4-3
2-Run games	0-0	... 1 home run	2-3
5+Run games	3-3	... 2+ home runs	1-0
Extra innings	2-2		
Shutouts	1-0	Opponent 0 home runs	6-2
	 1 home run	1-1
Scoring 0-2 runs	2-2 2+ HRs	0-3
..... 3-5 runs	1-3		
..... 6-9 runs	1-1	Made 0 errors	4-1
..... 10+ runs	3-0 1 error	3-1
	 2+ errors	0-4
Opponent 0-2 runs	3-0		
..... 3-5 runs	4-2	Opp. made 0 errors	0-2
..... 6-9 runs	0-1 1 error	5-3
..... 10+ runs	0-3 2+ errors	2-1
Scored in 1st inning	5-1	Out-hit opponent	6-1
Opp. scored in 1st	1-1	Out-hit by opponent	1-5
Scores first	6-3	Hits are tied	0-0
Opp. scores first	1-3		

Record when team scores:

Runs	0	1	2	3	4	5	6	7	8	9	10+
W-L	0-0	1-1	1-1	1-1	0-1	0-1	1-1	0-0	0-0	0-0	3-0

Record when opponent scores:

Runs	0	1	2	3	4	5	6	7	8	9	10+
W-L	1-0	1-0	1-0	2-0	1-1	1-1	0-1	0-0	0-0	0-0	0-3

Record when leading after:

Inn.	1	2	3	4	5	6	7	8
W-L	5-1	6-2	6-1	7-1	7-1	6-0	6-0	6-0

Record when trailing after:

Inn.	1	2	3	4	5	6	7	8
W-L	1-1	0-2	0-4	0-4	0-5	0-5	0-6	0-4

Record when tied after:

Inn.	1	2	3	4	5	6	7	8
W-L	1-4	1-2	1-1	0-1	0-0	1-1	1-0	1-2

Current winning streak: 1
Longest winning streak: 2
Longest losing streak: 3

Home attendance : 8519 (8 dates avg = 1064)
Away attendance : 3981 (5 dates avg = 796)
Total attendance: 12500 (13 dates avg = 961)

OU's Record When Playing...

in February	4-5
in March	3-1
in April	0-0
in May	0-0
in June	0-0
on Mondays	0-0
on Tuesdays	1-1
on Wednesdays	0-0
on Thursdays	0-0
on Fridays	2-0
on Saturdays	2-3
on Sundays	2-2
on Turf	6-3
on Grass	1-3



OKLAHOMA

1951 AND 1994 NATIONAL CHAMPIONS

Career and Season Highs - Hitters

#2 Blake Brewster

Career Game Highs

At-Bats.....5, Buffalo (3/9/17)
Runs 2, 2x (Last: at Kennesaw State, 3/18/17)
Hits3, at Kennesaw State (3/18/17)
Doubles..... 1, 6x (Last: vs. TCU, 5/25/17)
TriplesN/A
Home Runs.....2, at Kennesaw State (3/18/17)
RBI..... 4, at Baylor (3/24/17)
Stolen BasesN/A

Season Game Highs

At-Bats.....2, vs. Indiana (2/16/18)
Runs 1, Alabama (3/2/18)
HitsN/A
Doubles.....N/A
TriplesN/A
Home Runs.....N/A
RBI.....N/A
Stolen BasesN/A

#24 Cade Cavalli

Season/Career Game Highs

At-Bats.....5, 2x (Last: Alabama, 3/3/18)
Runs 2, 2x (Last: Alabama, 3/3/18)
Hits2, 3x (Last: Dallas Baptist, 3/6/18)
Doubles..... 1, 3x (Last: Alabama, 3/3/18)
TriplesN/A
Home Runs.....1, vs. Indiana (2/16/18)
RBI.....2, 3x (Last: Dallas Baptist, 3/6/18)
Stolen BasesN/A

#6 Justin Cooke

Season/Career Game Highs

At-Bats.....4, Holy Cross (2/25/18)
Runs 1, Holy Cross (2/25/18)
Hits1, Holy Cross (2/25/18)
Doubles.....N/A
TriplesN/A
Home Runs.....N/A
RBI.....N/A
Stolen BasesN/A

#9 Domenic DeRenzo

Career Game Highs

At-Bats.....5, Villanova (2/25/17)
Runs3, at Kennesaw State (3/19/17)
Hits 3, Villanova (2/25/17)
Doubles..... 1, 9x (Last: vs. Xavier, 6/2/17)
Triples 1, 5x (Last: vs. Xavier, 6/2/17)
Home Runs.....2, 2x (Last: Oral Roberts, 5/3/16)
RBI.....5, Oral Roberts (5/3/16)
Stolen Bases 1, 5x (Last: at Kennesaw St., 3/19/17)

Season Game Highs

At-Bats.....4, Holy Cross (2/25/18)
Runs2, Holy Cross (2/25/18)
Hits2, Holy Cross (2/25/18)
Doubles.....N/A
TriplesN/A
Home Runs.....1, Holy Cross (2/25/18)
RBI.....2, Holy Cross (2/25/18)
Stolen BasesN/A

#36 Tyler Hardman

Season/Career Game Highs

At-Bats.....6, vs. South Alabama (2/17/18)
Runs 1, 2x (Last: vs. Virginia Tech, 2/18/18)
Hits 1, 4x (Last: Alabama, 3/4/18)
Doubles.....N/A
TriplesN/A
Home Runs.....1, vs. Virginia Tech (2/18/18)
RBI..... 1, 4x (Last: Dallas Baptist, 3/6/18)
Stolen BasesN/A

#3 Cade Harris

Career Game Highs

At-Bats.....5, 5x (Last: at Austin Peay, 5/19/16-Gm1)
Runs2, 11x (Last: Dallas Baptist, 3/6/18)
Hits3, 3x (Last: Dallas Baptist, 3/6/18)
Doubles.....2, vs. South Alabama (2/17/18)
Triples 1, 3x (Last: Holy Cross, 2/25/18)
Home Runs.. 1, 3x (Last: vs. Oklahoma St., 5/19/17)
RBI.....3, 3x (Last: vs. South Alabama, 2/17/18)
Stolen Bases 1, 8x (Last: Holy Cross, 2/25/18)

Season Game Highs

At-Bats.....4, 12x (Last: Dallas Baptist, 3/6/18)
Runs2, 5x (Last: Dallas Baptist, 3/6/18)
Hits3, 3x (Last: Dallas Baptist, 3/6/18)
Doubles.....2, vs. South Alabama (2/17/18)
Triples 1, 2x (Last: Holy Cross, 2/25/18)
Home Runs.....N/A
RBI.....3, vs. South Alabama (2/17/18)
Stolen Bases 1, 3x (Last: Dallas Baptist, 3/6/18)

#11 Thomas Hughes

Career Game Highs

At-Bats.....4, Kansas State (5/6/16)
Runs 2, Oral Roberts (5/3/16)
Hits 1, 8x (Last: Dallas Baptist, 3/6/18)
Doubles..... 1, 2x (Last: at Dallas Baptist, 4/18/17)
TriplesN/A
Home Runs.....N/A
RBI..... 2, 3x (Last: vs. Virginia Tech, 2/18/18)
Stolen BasesN/A

Season Game Highs

At-Bats.....2, 3x (Last: Dallas Baptist, 3/6/18)
Runs 1, Dallas Baptist (3/6/18)
Hits 1, 3x (Last: Dallas Baptist, 3/6/18)
Doubles.....N/A
TriplesN/A
Home Runs.....N/A
RBI.....2, vs. Virginia Tech (2/18/18)
Stolen BasesN/A

#40 Brady Lindsly

Career Game Highs

At-Bats.....5, 3x (Last: at Kennesaw State, 3/18/17)
Runs 2, 2x (Last: Alabama, 3/3/18)
Hits 2, 4x (Last: Alabama, 3/3/18)
Doubles.....1, 2x (Last: at Michigan, 4/15/17)
Triples 1, Valparaiso (2/25/18)
Home Runs.....1, Central Connecticut (3/4/17-Gm1)
RBI..... 2, 3x (Last: at Coastal Carolina, 2/18/18)
Stolen BasesN/A

#40 Brady Lindsly (cont'd)

Season Game Highs

At-Bats.....4, 3x (Last: Alabama, 3/4/18)
Runs 2, Alabama (3/3/18)
Hits 2, 2x (Last: Alabama, 3/3/18)
Doubles.....N/A
Triples 1, Valparaiso (2/25/18)
Home Runs.....N/A
RBI.....2, at Coastal Carolina (2/18/18)
Stolen BasesN/A

#5 Kyle Mendenhall

Career Game Highs

At-Bats.....6, Buffalo (3/9/17)
Runs 3, 3x (Last: at Baylor, 3/24/17)
Hits 4, Alabama (3/3/18)
Doubles..... 1, 12x (Last: Dallas Baptist, 3/6/18)
Triples 1, Buffalo (3/9/17)
Home Runs..... 1, 8x (Last: Alabama, 3/3/18)
RBI.....3, 5x (Last: Dallas Baptist, 3/6/18)
Stolen Bases 2, at Kansas State (5/9/15)

Season Game Highs

At-Bats.....5, 2x (Last: Alabama, 3/3/18)
Runs2, 2x (Last: Dallas Baptist, 3/6/18)
Hits 4, Alabama (3/3/18)
Doubles..... 1, Dallas Baptist (3/6/18)
TriplesN/A
Home Runs..... 1, 2x (Last: Alabama, 3/3/18)
RBI.....3, 2x (Last: Dallas Baptist, 3/6/18)
Stolen BasesN/A

#14 Justin Mitchell

Season/Career Game Highs

At-Bats.....5, at Coastal Carolina (2/17/18)
Runs 3, Dallas Baptist (3/6/18)
Hits 1, 6x (Last: Dallas Baptist, 3/6/18)
Doubles..... 1, 3x (Last: Alabama, 3/3/18)
TriplesN/A
Home Runs.....N/A
RBI..... 1, Alabama (3/3/18)
Stolen BasesN/A

#7 Kyler Murray

Career Game Highs

At-Bats.....6, Villanova (2/25/17)
Runs3, Holy Cross, 2/25/18)
Hits2, 3x (Last: Dallas Baptist, 3/6/18)
Doubles..... 1, Valparaiso (2/25/18)
TriplesN/A
Home Runs..... 1, Valparaiso (2/24/18)
RBI..... 3, Villanova (2/25/17)
Stolen Bases 2, Villanova (2/25/17)

Season Game Highs

At-Bats.....5, Dallas Baptist (3/6/18)
Runs 3, 2x (Last: Alabama, 3/3/18)
Hits2, 2x (Last: Dallas Baptist, 3/6/18)
Doubles..... 1, Valparaiso (2/25/18)
TriplesN/A
Home Runs... 1, 2x (Last: at Dallas Baptist, 2/27/18)
RBI..... 2, Dallas Baptist (3/6/18)
Stolen Bases 1, Holy Cross (2/25/18)



Career and Season Highs - Hitters (cont'd)

#8 Jacob Walker

Season/Career Game Highs

At-Bats.....4, at Coastal Carolina (2/17/18)
 RunsN/A
 Hits 1, 2x (Last: Alabama, 3/2/18)
 Doubles..... 1, vs. South Alabama (2/17/18)
 TriplesN/A
 Home Runs.....N/A
 RBI..... 1, vs. South Alabama (2/17/18)
 Stolen BasesN/A

#4 Brandon Zaragoza (cont'd)

Season Game Highs

At-Bats..... 6, Alabama (3/3/18)
 Runs 3, Dallas Baptist (3/6/18)
 Hits 3, Alabama (3/3/18)
 Doubles..... 1, 3x (Last: Alabama, 3/3/18)
 TriplesN/A
 Home Runs.....N/A
 RBI..... 3, Alabama (3/3/18)
 Stolen BasesN/A

#1 Steele Walker

Career Game Highs

At-Bats..... 6, vs. South Alabama (2/17/18)
 Runs 3, 3x (Last: Alabama, 3/3/18)
 Hits 3, 8x (Last: vs. Indiana (2/16/18)
 Doubles..... 1, 36x (Last: Dallas Baptist, 3/6/18)
 Triples 1, 3x (Last: at Oklahoma State, 3/21/17)
 Home Runs..... 2, at Kansas State (5/5/17)
 RBI.....5, at Kennesaw State (3/18/17)
 Stolen Bases 1, 7x (Last: at Kennesaw St., 3/19/17)

Season Game Highs

At-Bats..... 6, vs. South Alabama (2/17/18)
 Runs 3, Alabama (3/3/18)
 Hits3, vs. Indiana (2/16/18)
 Doubles..... 1, 3x (Last: Dallas Baptist, 3/6/18)
 TriplesN/A
 Home Runs..... 1, vs. Indiana (2/16/18)
 RBI.....2, x (Last: Dallas Baptist, 3/6/18)
 Stolen BasesN/A

#12 Byrlie Ware

Career Game Highs

At-Bats..... 6, 2x (Last: Alabama, 3/3/18)
 Runs 3, 3x (Last: at West Virginia, 4/30/17)
 Hits 3, 3x (Last: TCU, 5/14/17)
 Doubles..... 1, 12x (Last: Alabama, 3/3/18)
 TriplesN/A
 Home Runs..... 2, TCU (5/14/17)
 RBI..... 5, Alabama (3/3/18)
 Stolen Bases 1, 3x (Last: Kansas, 4/21/17)

Season Game Highs

At-Bats..... 6, 2x (Last: Alabama, 3/3/18)
 Runs 1, 2x (Last: Dallas Baptist, 3/6/18)
 Hits 2, 4x (Last: Alabama, 3/3/18)
 Doubles..... 1, Alabama (3/3/18)
 TriplesN/A
 Home Runs.....N/A
 RBI..... 5, Alabama (3/3/18)
 Stolen BasesN/A

#4 Brandon Zaragoza

Career Game Highs

At-Bats..... 6, 2x (Last: Alabama, 3/3/18)
 Runs 3, 2x (Last: Dallas Baptist, 3/6/18)
 Hits 4, Villanova (2/25/17)
 Doubles..... 1, 5x (Last: Alabama, 3/3/18)
 Triples 1, Buffalo (3/10/17-Gm2)
 Home Runs.....N/A
 RBI..... 3, 2x (Last: Alabama, 3/3/18)
 Stolen Bases 1, 2x (Last: Texas Tech, 3/31/17)



OKLAHOMA

1951 AND 1994 NATIONAL CHAMPIONS

Career and Season Highs - Pitchers

#28 Connor Berry

Career Game Highs

Innings 3.1, at Texas (4/9/17)

Strikeouts 5, 2x (Last: at Texas, 4/9/17)

Season Game Highs

Innings 2.0, vs. Indiana (2/18/18)

Strikeouts 2, 2x (Last: Holy Cross, 2/24/18)

#17 Aaron Brooks

Season/Career Game Highs

Innings 0.2, Valparaiso (2/24/18)

Strikeouts 1, Valparaiso (2/24/18)

#24 Cade Cavalli

Season/Career Game Highs

Innings 2.0, Alabama (3/3/18)

Strikeouts 3, Valparaiso (2/25/18)

#42 Braidyn Fink

Season/Career Game Highs

Innings 2.2, vs. South Alabama (2/17/18)

Strikeouts 5, vs. South Alabama (2/17/18)

#23 Dylan Grove

Career Game Highs

Innings 7.0, vs. Texas Tech (5/27/16)

Strikeouts 11, Texas Tech (3/31/17)

Season Game Highs

Innings 3.0, Valparaiso (2/24/18)

Strikeouts 4, Valparaiso (2/24/18)

#38 Austin Hansen

Career Game Highs

Innings 7.0, Buffalo (3/10/17-Gm1)

Strikeouts 7, Villanova (2/25/17)

Season Game Highs

Innings 2.0, vs. Indiana (2/16/18)

Strikeouts 3, 2x (Last: Dallas Baptist, 3/6/18)

#27 Jake Irvin

Career Game Highs

Innings 7.0, 5x (Last: Alabama, 3/3/18)

Strikeouts 14, Central Connecticut (3/3/17)

Season Game Highs

Innings 7.0, Alabama (3/3/18)

Strikeouts 11, 2x (Last: Alabama, 3/2/18)

#29 Brett Lorah

Season/Career Game Highs

Innings 1.0, vs. Virginia Tech (2/18/18)

Strikeouts N/A

#13 Ryan Madden

Career Game Highs

Innings 6.2, Buffalo (3/11/17)

Strikeouts 6, 2x (Last: at Michigan, 4/13/17)

Season Game Highs

Innings 2.1, Holy Cross (2/25/18)

Strikeouts 3, Holy Cross (2/25/18)

#32 Zack Matthews

Season/Career Game Highs

Innings 1.2, Alabama (3/4/18)

Strikeouts 3, Alabama (3/4/18)

#31 Trevor Munsch

Season/Career Game Highs

Innings 0.1, Alabama (3/4/18)

Strikeouts 1, Alabama (3/4/18)

#20 Devon Perez

Career Game Highs

Innings 7.0, vs. Xavier (6/2/17)

Strikeouts 9, 2x (Last: at Baylor, 3/25/17)

Season Game Highs

Innings 4.0, 3x (Last: Alabama, 3/3/18)

Strikeouts 4, Alabama (3/3/18)

#25 Levi Prater

Season/Career Game Highs

Innings 4.1, vs. South Alabama (2/17/18)

Strikeouts 7, vs. South Alabama (2/17/18)

#22 Lane Ramsey

Career Game Highs

Innings 2.2, Villanova (2/25/17)

Strikeouts 2, Oral Roberts (4/4/17)

Season Game Highs

Innings 1.1, Valparaiso (2/24/18)

Strikeouts 1, 2x (Last: Dallas Baptist, 3/6/18)

#18 Ledgend Smith

Season/Career Game Highs

Innings 1.1, Valparaiso (2/24/18)

Strikeouts 2, Alabama (3/4/18)

#30 Jake Terry

Season/Career Game Highs

Innings 2.0, 2x (Last: Valparaiso, 2/24/18)

Strikeouts 3, Valparaiso (2/24/18)

#15 Kyle Tyler

Career Game Highs

Innings 5.2, 2x (Last: at West Virginia, 4/29/17)

Strikeouts 7, 2x (Last: Valparaiso, 2/25/18)

Season Game Highs

Innings 5.1, Valparaiso (2/25/18)

Strikeouts 7, Valparaiso (2/25/18)

#35 Nathan Wiles

Career Game Highs

Innings 6.0, at Georgia State (3/15/17)

Strikeouts 7, at Georgia State (3/15/17)

Season Game Highs

Innings 5.2, at Dallas Baptist (2/27/18)

Strikeouts 6, Dallas Baptist (3/6/18)

OKLAHOMA

10 CWS • 37 NCAA TOURNAMENTS • 71 MLB ALUMNI • 63 ALL-AMERICANS



Individual Career History

Berry, Connor

Year	avg	gp-gs	ab	r	h	2b	3b	hr	rbi	tb	slg%	bb	hbp	so	gdp	ob%	sf	sh	sb-att	po	a	e	fld%
2016	.000	0-0	0	0	0	0	0	0	0	0	.000	0	0	0	0	.000	0	0	0-0	0	4	2	.667
2017	.000	0-0	0	0	0	0	0	0	0	0	.000	0	0	0	0	.000	0	0	0-0	0	2	0	1.000
2018	.000	0-0	0	0	0	0	0	0	0	0	.000	0	0	0	0	.000	0	0	0-0	1	0	0	1.000
TOTAL	.000	0-0	0	0	0	0	0	0	0	0	.000	0	0	0	0	.000	0	0	0-0	1	6	2	.778

Year	era	w-l	app	gs	cg	sho	sv	ip	h	r	er	bb	so	2b	3b	hr	bf	bavg	wp	hbp	bk	sfa	sha
2016	4.80	0-2	11	0	0	0/1	1	15.0	10	8	8	16	12	2	0	0	69	.196	2	1	0	0	1
2017	1.93	3-0	22	0	0	0/3	0	28.0	13	9	6	17	39	3	0	1	114	.134	6	0	0	0	0
2018	1.42	0-1	5	0	0	0/1	2	6.1	5	2	1	2	7	1	0	0	26	.217	1	0	0	0	1
TOTAL	2.74	3-3	38	0	0	0/5	3	49.1	28	19	15	35	58	6	0	1	209	.164	9	1	0	0	2

Brewster, Blake

Year	avg	gp-gs	ab	r	h	2b	3b	hr	rbi	tb	slg%	bb	hbp	so	gdp	ob%	sf	sh	sb-att	po	a	e	fld%
2016	.250	24-4	32	3	8	1	0	1	6	12	.375	7	2	12	1	.395	2	0	0-2	0	0	0	.000
2017	.243	39-19	70	10	17	5	0	4	16	34	.486	9	3	24	1	.354	0	1	1-3	28	0	0	1.000
2018	.000	6-2	4	1	0	0	0	0	0	0	.000	1	1	3	0	.333	0	0	0-0	2	0	0	1.000
TOTAL	.236	69-25	106	14	25	6	0	5	22	46	.434	17	6	39	2	.366	2	1	1-5	30	0	0	1.000

Brooks, Aaron

Year	avg	gp-gs	ab	r	h	2b	3b	hr	rbi	tb	slg%	bb	hbp	so	gdp	ob%	sf	sh	sb-att	po	a	e	fld%
2018	13.50	0-0	1	0	0	0/0	0	0.2	1	1	1	0	1	0	0	1	3	.333	0	0	0	0	0
TOTAL	13.50	0-0	1	0	0	0/0	0	0.2	1	1	1	0	1	0	0	1	3	.333	0	0	0	0	0

Cavalli, Cade

Year	avg	gp-gs	ab	r	h	2b	3b	hr	rbi	tb	slg%	bb	hbp	so	gdp	ob%	sf	sh	sb-att	po	a	e	fld%
2018	.250	13-10	44	9	11	3	0	1	7	17	.386	8	1	24	0	.377	0	0	0-0	57	4	2	.968
TOTAL	.250	13-10	44	9	11	3	0	1	7	17	.386	8	1	24	0	.377	0	0	0-0	57	4	2	.968

Year	era	w-l	app	gs	cg	sho	sv	ip	h	r	er	bb	so	2b	3b	hr	bf	bavg	wp	hbp	bk	sfa	sha
2018	7.36	1-0	3	0	0	0/0	0	3.2	5	3	3	4	7	1	0	0	22	.313	2	1	0	0	1
TOTAL	7.36	1-0	3	0	0	0/0	0	3.2	5	3	3	4	7	1	0	0	22	.313	2	1	0	0	1

Cooke, Justin

Year	avg	gp-gs	ab	r	h	2b	3b	hr	rbi	tb	slg%	bb	hbp	so	gdp	ob%	sf	sh	sb-att	po	a	e	fld%
2018	.200	2-1	5	1	1	0	0	0	0	1	.200	0	1	3	0	.333	0	0	0-0	0	0	0	.000
TOTAL	.200	2-1	5	1	1	0	0	0	0	1	.200	0	1	3	0	.333	0	0	0-0	0	0	0	.000

DeRenzo, Domenic

Year	avg	gp-gs	ab	r	h	2b	3b	hr	rbi	tb	slg%	bb	hbp	so	gdp	ob%	sf	sh	sb-att	po	a	e	fld%
2016	.243	44-33	103	16	25	6	3	8	24	61	.592	10	1	30	0	.313	1	1	4-5	221	28	5	.980
2017	.183	33-20	82	13	15	3	2	3	11	31	.378	11	0	35	3	.277	1	0	1-2	20	1	2	.913
2018	.143	9-5	14	3	2	0	0	1	2	5	.357	7	0	7	1	.429	0	0	0-1	27	1	4	.875
TOTAL	.211	86-58	199	32	42	9	5	12	37	97	.487	28	1	72	4	.309	2	1	5-8	268	30	11	.964



OKLAHOMA

1951 AND 1994 NATIONAL CHAMPIONS

Individual Career History (cont'd)

Fink, Braidyn

Year	avg	gp-gs	ab	r	h	2b	3b	hr	rbi	tb	slg%	bb	hbp	so	gdp	ob%	sf	sh	sb-att	po	a	e	fld%
2017	.000	0-0	0	0	0	0	0	0	0	0	.000	0	0	0	0	.000	0	0	0-0	2	5	1	.875
TOTAL	.000	0-0	0	0	0	0	0	0	0	0	.000	0	0	0	0	.000	0	0	0-0	2	5	1	.875

Year	era	w-l	app	gs	cg	sho	sv	ip	h	r	er	bb	so	2b	3b	hr	bf	bavg	wp	hbp	bk	sfa	sha
2017	7.23	1-1	28	0	0	0/0	1	18.2	14	17	15	17	21	1	0	1	92	.206	3	3	0	3	0
2018	0.00	0-0	7	0	0	0/0	0	8.1	3	0	0	2	12	1	0	0	29	.111	1	0	0	0	0
TOTAL	5.00	1-1	35	0	0	0/0	1	27.0	17	17	15	19	33	2	0	1	121	.179	4	3	0	3	0

Grove, Dylan

Year	avg	gp-gs	ab	r	h	2b	3b	hr	rbi	tb	slg%	bb	hbp	so	gdp	ob%	sf	sh	sb-att	po	a	e	fld%
2016	.000	0-0	0	0	0	0	0	0	0	0	.000	0	0	0	0	.000	0	0	0-0	2	0	1	.667
2017	.000	0-0	0	0	0	0	0	0	0	0	.000	0	0	0	0	.000	0	0	0-0	2	7	2	.818
TOTAL	.000	0-0	0	0	0	0	0	0	0	0	.000	0	0	0	0	.000	0	0	0-0	4	7	3	.786

Year	era	w-l	app	gs	cg	sho	sv	ip	h	r	er	bb	so	2b	3b	hr	bf	bavg	wp	hbp	bk	sfa	sha
2016	3.77	3-1	11	4	1	0/1	0	28.2	26	12	12	19	26	4	2	1	128	.250	2	4	0	0	1
2017	4.71	1-3	11	9	0	0/0	0	36.1	33	24	19	40	48	2	1	0	191	.243	9	11	0	2	2
2018	2.57	1-0	4	0	0	0/0	0	7.0	4	2	2	5	7	1	0	1	30	.167	0	1	0	0	0
TOTAL	4.12	5-4	26	13	1	0/1	0	72.0	63	38	33	64	81	7	3	2	349	.239	11	16	0	2	3

Hansen, Austin

Year	avg	gp-gs	ab	r	h	2b	3b	hr	rbi	tb	slg%	bb	hbp	so	gdp	ob%	sf	sh	sb-att	po	a	e	fld%
2016	.000	0-0	0	0	0	0	0	0	0	0	.000	0	0	0	0	.000	0	0	0-0	1	4	1	.833
2017	.000	0-0	0	0	0	0	0	0	0	0	.000	0	0	0	0	.000	0	0	0-0	2	2	0	1.000
2018	.000	0-0	0	0	0	0	0	0	0	0	.000	0	0	0	0	.000	0	0	0-0	0	1	1	.500
TOTAL	.000	0-0	0	0	0	0	0	0	0	0	.000	0	0	0	0	.000	0	0	0-0	3	7	2	.833

Year	era	w-l	app	gs	cg	sho	sv	ip	h	r	er	bb	so	2b	3b	hr	bf	bavg	wp	hbp	bk	sfa	sha
2016	2.93	4-0	17	0	0	0/0	0	27.2	24	14	9	19	27	6	1	2	127	.231	2	2	0	0	2
2017	3.86	3-1	12	8	0	0/1	0	32.2	21	15	14	20	27	4	0	1	133	.194	7	1	1	2	1
2018	1.12	1-1	8	0	0	0/1	0	8.0	9	1	1	5	11	0	0	0	38	.281	0	0	0	0	1
TOTAL	3.16	8-2	37	8	0	0/2	0	68.1	54	30	24	44	65	10	1	3	298	.221	9	3	1	2	4

Hardman, Tyler

Year	avg	gp-gs	ab	r	h	2b	3b	hr	rbi	tb	slg%	bb	hbp	so	gdp	ob%	sf	sh	sb-att	po	a	e	fld%
2018	.143	9-6	28	2	4	0	0	1	4	7	.250	1	0	11	0	.167	1	0	0-0	10	0	0	1.000
TOTAL	.143	9-6	28	2	4	0	0	1	4	7	.250	1	0	11	0	.167	1	0	0-0	10	0	0	1.000

Harris, Cade

Year	avg	gp-gs	ab	r	h	2b	3b	hr	rbi	tb	slg%	bb	hbp	so	gdp	ob%	sf	sh	sb-att	po	a	e	fld%
2016	.248	48-37	141	21	35	7	0	1	11	45	.319	30	2	38	2	.387	0	5	4-7	26	66	12	.885
2017	.267	38-24	86	19	23	3	1	2	13	34	.395	31	0	23	0	.454	2	4	3-3	36	19	3	.948
2018	.380	13-13	50	13	19	8	2	0	8	31	.620	12	1	10	0	.508	0	0	3-3	30	1	0	1.000
TOTAL	.278	99-74	277	53	77	18	3	3	32	110	.397	73	3	71	2	.431	2	9	10-13	92	86	15	.922

OKLAHOMA

10 CWS • 37 NCAA TOURNAMENTS • 71 MLB ALUMNI • 63 ALL-AMERICANS



Individual Career History (cont'd)

Hughes, Thomas

Year	avg	gp-gs	ab	r	h	2b	3b	hr	rbi	tb	slg%	bb	hbp	so	gdp	ob%	sf	sh	sb-att	po	a	e	fld%
2016	.136	29-5	22	4	3	1	0	0	4	4	.182	6	3	4	0	.375	1	2	0-0	22	24	0	1.000
2017	.167	31-0	12	2	2	1	0	0	5	3	.250	3	2	1	0	.389	1	0	0-0	26	12	1	.974
2018	.429	4-0	7	1	3	0	0	0	2	3	.429	0	0	1	0	.429	0	0	0-0	2	1	0	1.000
TOTAL	.195	64-5	41	7	8	2	0	0	11	10	.244	9	5	6	0	.386	2	2	0-0	50	37	1	.989

Irvin, Jake

Year	avg	gp-gs	ab	r	h	2b	3b	hr	rbi	tb	slg%	bb	hbp	so	gdp	ob%	sf	sh	sb-att	po	a	e	fld%
2016	.000	0-0	0	0	0	0	0	0	0	0	.000	0	0	0	0	.000	0	0	0-0	3	6	0	1.000
2017	.000	0-0	0	0	0	0	0	0	0	0	.000	0	0	0	0	.000	0	0	0-0	3	4	2	.778
2018	.000	1-1	0	0	0	0	0	0	0	0	.000	0	0	0	0	.000	0	0	0-0	1	0	1	.500
TOTAL	.000	1-1	0	0	0	0	0	0	0	0	.000	0	0	0	0	.000	0	0	0-0	7	10	3	.850

Year	era	w-l	app	gs	cg	sho	sv	ip	h	r	er	bb	so	2b	3b	hr	bf	bavg	wp	hbp	bk	sfa	sha
2016	4.47	6-2	15	9	0	0/0	0	56.1	67	31	28	30	51	12	0	3	262	.302	6	6	1	1	3
2017	3.53	6-3	13	13	0	0/1	0	71.1	64	33	28	29	75	17	0	1	304	.241	3	3	1	2	4
2018	2.00	2-0	3	3	0	0/1	0	18.0	10	4	4	6	29	1	0	1	72	.154	2	1	0	0	0
TOTAL	3.71	14-5	31	25	0	0/2	0	145.2	141	68	60	65	155	30	0	5	638	.255	11	10	2	3	7

Lindsly, Brady

Year	avg	gp-gs	ab	r	h	2b	3b	hr	rbi	tb	slg%	bb	hbp	so	gdp	ob%	sf	sh	sb-att	po	a	e	fld%
2017	.271	26-14	59	9	16	2	0	1	6	21	.356	10	2	16	2	.394	0	1	0-1	92	6	0	1.000
2018	.304	11-6	23	6	7	0	1	0	5	9	.391	7	0	5	1	.452	1	0	0-0	40	6	1	.979
TOTAL	.280	37-20	82	15	23	2	1	1	11	30	.366	17	2	21	3	.412	1	1	0-1	132	12	1	.993

Lorah, Brett

Year	avg	gp-gs	ab	r	h	2b	3b	hr	rbi	tb	slg%	bb	hbp	so	gdp	ob%	sf	sh	sb-att	po	a	e	fld%
2018	.000	0-0	0	0	0	0	0	0	0	0	.000	0	0	0	0	.000	0	0	0-0	0	1	0	1.000
TOTAL	.000	0-0	0	0	0	0	0	0	0	0	.000	0	0	0	0	.000	0	0	0-0	0	1	0	1.000

Year	era	w-l	app	gs	cg	sho	sv	ip	h	r	er	bb	so	2b	3b	hr	bf	bavg	wp	hbp	bk	sfa	sha
2018	13.50	0-0	3	0	0	0/0	0	2.0	3	3	3	3	0	1	0	0	14	.333	0	1	0	1	0
TOTAL	13.50	0-0	3	0	0	0/0	0	2.0	3	3	3	3	0	1	0	0	14	.333	0	1	0	1	0

Madden, Ryan

Year	avg	gp-gs	ab	r	h	2b	3b	hr	rbi	tb	slg%	bb	hbp	so	gdp	ob%	sf	sh	sb-att	po	a	e	fld%
2016	.000	2-0	1	0	0	0	0	0	0	0	.000	0	0	1	0	.000	0	0	0-0	2	2	0	1.000
2017	.000	0-0	0	0	0	0	0	0	0	0	.000	0	0	0	0	.000	0	0	0-0	5	8	1	.929
2018	.000	0-0	0	0	0	0	0	0	0	0	.000	0	0	0	0	.000	0	0	0-0	0	1	0	1.000
TOTAL	.000	2-0	1	0	0	0	0	0	0	0	.000	0	0	1	0	.000	0	0	0-0	7	11	1	.947

Year	era	w-l	app	gs	cg	sho	sv	ip	h	r	er	bb	so	2b	3b	hr	bf	bavg	wp	hbp	bk	sfa	sha
2016	4.50	1-3	10	3	0	0/0	0	24.0	28	15	12	6	14	4	0	2	105	.295	1	4	0	0	0
2017	4.83	4-2	23	4	0	0/0	0	54.0	48	32	29	21	45	11	1	4	231	.236	5	4	0	0	3
2018	3.52	1-0	5	0	0	0/0	0	7.2	10	3	3	0	5	1	0	0	34	.313	0	1	0	1	0
TOTAL	4.62	6-5	38	7	0	0/0	0	85.2	86	50	44	27	64	16	1	6	370	.261	6	9	0	1	3



OKLAHOMA

1951 AND 1994 NATIONAL CHAMPIONS

Individual Career History (cont'd)

Matthews, Zack

Year	avg	gp-gs	ab	r	h	2b	3b	hr	rbi	tb	slg%	bb	hbp	so	gdp	ob%	sf	sh	sb-att	po	a	e	fld%
------	-----	-------	----	---	---	----	----	----	-----	----	------	----	-----	----	-----	-----	----	----	--------	----	---	---	------

Year	era	w-l	app	gs	cg	sho	sv	ip	h	r	er	bb	so	2b	3b	hr	bf	bavg	wp	hbp	bk	sfa	sha
2018	4.91	0-0	3	0	0	0/0	0	3.2	4	2	2	1	5	1	0	0	19	.267	0	3	0	0	0
TOTAL	4.91	0-0	3	0	0	0/0	0	3.2	4	2	2	1	5	1	0	0	19	.267	0	3	0	0	0

Mendenhall, Kyle

Year	avg	gp-gs	ab	r	h	2b	3b	hr	rbi	tb	slg%	bb	hbp	so	gdp	ob%	sf	sh	sb-att	po	a	e	fld%
2015	.230	44-26	87	12	20	3	0	0	2	23	.264	8	2	17	3	.306	1	3	4-6	51	87	6	.958
2016	.183	45-35	120	23	22	3	0	1	15	28	.233	13	4	29	2	.283	1	6	5-7	69	123	3	.985
2017	.232	51-51	181	29	42	5	1	5	27	64	.354	19	7	46	5	.324	3	5	2-6	92	152	5	.980
2018	.367	13-13	49	7	18	1	0	2	15	25	.510	6	1	8	0	.424	3	4	0-0	23	29	2	.963
TOTAL	.233	153-125	437	71	102	12	1	8	59	140	.320	46	14	100	10	.321	8	18	11-19	235	391	16	.975

Mitchell, Justin

Year	avg	gp-gs	ab	r	h	2b	3b	hr	rbi	tb	slg%	bb	hbp	so	gdp	ob%	sf	sh	sb-att	po	a	e	fld%
2018	.171	12-7	35	4	6	3	0	0	2	9	.257	2	0	10	0	.216	0	2	0-0	89	6	1	.990
TOTAL	.171	12-7	35	4	6	3	0	0	2	9	.257	2	0	10	0	.216	0	2	0-0	89	6	1	.990

Munsch, Trevor

Year	avg	gp-gs	ab	r	h	2b	3b	hr	rbi	tb	slg%	bb	hbp	so	gdp	ob%	sf	sh	sb-att	po	a	e	fld%
------	-----	-------	----	---	---	----	----	----	-----	----	------	----	-----	----	-----	-----	----	----	--------	----	---	---	------

Year	era	w-l	app	gs	cg	sho	sv	ip	h	r	er	bb	so	2b	3b	hr	bf	bavg	wp	hbp	bk	sfa	sha
2018	54.00	0-0	2	0	0	0/0	0	0.1	0	2	2	4	1	0	0	0	5	.000	1	0	0	0	0
TOTAL	54.00	0-0	2	0	0	0/0	0	0.1	0	2	2	4	1	0	0	0	5	.000	1	0	0	0	0

Murray, Kyler

Year	avg	gp-gs	ab	r	h	2b	3b	hr	rbi	tb	slg%	bb	hbp	so	gdp	ob%	sf	sh	sb-att	po	a	e	fld%
2017	.122	27-16	49	16	6	0	0	0	6	6	.122	13	1	20	0	.317	0	1	12-13	12	0	2	.857
2018	.233	8-7	30	10	7	1	0	2	6	14	.467	4	0	8	0	.314	1	0	1-1	19	0	0	1.000
TOTAL	.165	35-23	79	26	13	1	0	2	12	20	.253	17	1	28	0	.316	1	1	13-14	31	0	2	.939

Perez, Devon

Year	avg	gp-gs	ab	r	h	2b	3b	hr	rbi	tb	slg%	bb	hbp	so	gdp	ob%	sf	sh	sb-att	po	a	e	fld%
2017	.000	0-0	0	0	0	0	0	0	0	0	.000	0	0	0	0	.000	0	0	0-0	4	6	1	.909
2018	.000	1-1	0	0	0	0	0	0	0	0	.000	0	0	0	0	.000	0	0	0-0	0	0	1	.000
TOTAL	.000	1-1	0	0	0	0	0	0	0	0	.000	0	0	0	0	.000	0	0	0-0	4	6	2	.833

Year	era	w-l	app	gs	cg	sho	sv	ip	h	r	er	bb	so	2b	3b	hr	bf	bavg	wp	hbp	bk	sfa	sha
2017	3.50	6-2	14	8	0	0/2	0	64.1	66	28	25	11	81	10	0	8	269	.263	4	3	0	1	2
2018	4.50	0-0	3	3	0	0/0	0	12.0	14	8	6	7	7	5	0	0	59	.292	0	2	0	1	0
TOTAL	3.66	6-2	17	11	0	0/2	0	76.1	80	36	31	18	88	15	0	8	328	.268	4	5	0	2	2

OKLAHOMA

10 CWS • 37 NCAA TOURNAMENTS • 71 MLB ALUMNI • 63 ALL-AMERICANS



Individual Career History (cont'd)

Prater, Levi

Year	avg	gp-gs	ab	r	h	2b	3b	hr	rbi	tb	slg%	bb	hbp	so	gdp	ob%	sf	sh	sb-att	po	a	e	fld%
2018	.000	0-0	0	0	0	0	0	0	0	0	.000	0	0	0	0	.000	0	0	0-0	0	1	0	1.000
TOTAL	.000	0-0	0	0	0	0	0	0	0	0	.000	0	0	0	0	.000	0	0	0-0	0	1	0	1.000

Year	era	w-l	app	gs	cg	sho	sv	ip	h	r	er	bb	so	2b	3b	hr	bf	bavg	wp	hbp	bk	sfa	sha
2018	2.45	0-1	7	0	0	0/1	0	7.1	2	4	2	6	9	1	0	0	31	.087	0	1	0	1	0
TOTAL	2.45	0-1	7	0	0	0/1	0	7.1	2	4	2	6	9	1	0	0	31	.087	0	1	0	1	0

Ramsey, Lane

Year	avg	gp-gs	ab	r	h	2b	3b	hr	rbi	tb	slg%	bb	hbp	so	gdp	ob%	sf	sh	sb-att	po	a	e	fld%
2017	.000	0-0	0	0	0	0	0	0	0	0	.000	0	0	0	0	.000	0	0	0-0	0	2	0	1.000
2018	.000	0-0	0	0	0	0	0	0	0	0	.000	0	0	0	0	.000	0	0	0-0	0	1	0	1.000
TOTAL	.000	0-0	0	0	0	0	0	0	0	0	.000	0	0	0	0	.000	0	0	0-0	0	3	0	1.000

Year	era	w-l	app	gs	cg	sho	sv	ip	h	r	er	bb	so	2b	3b	hr	bf	bavg	wp	hbp	bk	sfa	sha
2017	9.00	0-0	5	0	0	0/0	0	8.0	11	8	8	5	3	3	0	1	40	.324	2	1	0	0	0
2018	36.00	0-1	2	1	0	0/0	0	2.0	6	8	8	3	2	0	0	1	15	.545	4	0	0	0	1
TOTAL	14.40	0-1	7	1	0	0/0	0	10.0	17	16	16	8	5	3	0	2	55	.378	6	1	0	0	1

Smith, Ledgend

Year	avg	gp-gs	ab	r	h	2b	3b	hr	rbi	tb	slg%	bb	hbp	so	gdp	ob%	sf	sh	sb-att	po	a	e	fld%
------	-----	-------	----	---	---	----	----	----	-----	----	------	----	-----	----	-----	-----	----	----	--------	----	---	---	------

Year	era	w-l	app	gs	cg	sho	sv	ip	h	r	er	bb	so	2b	3b	hr	bf	bavg	wp	hbp	bk	sfa	sha
2018	13.50	0-0	2	0	0	0/0	0	2.0	3	3	3	0	3	0	0	1	11	.333	1	2	0	0	0
TOTAL	13.50	0-0	2	0	0	0/0	0	2.0	3	3	3	0	3	0	0	1	11	.333	1	2	0	0	0

Terry, Jake

Year	avg	gp-gs	ab	r	h	2b	3b	hr	rbi	tb	slg%	bb	hbp	so	gdp	ob%	sf	sh	sb-att	po	a	e	fld%
2018	.000	0-0	0	0	0	0	0	0	0	0	.000	0	0	0	0	.000	0	0	0-0	0	1	0	1.000
TOTAL	.000	0-0	0	0	0	0	0	0	0	0	.000	0	0	0	0	.000	0	0	0-0	0	1	0	1.000

Year	era	w-l	app	gs	cg	sho	sv	ip	h	r	er	bb	so	2b	3b	hr	bf	bavg	wp	hbp	bk	sfa	sha
2018	0.00	0-0	3	0	0	0/0	0	5.2	2	0	0	2	4	0	0	0	21	.111	0	1	0	0	0
TOTAL	0.00	0-0	3	0	0	0/0	0	5.2	2	0	0	2	4	0	0	0	21	.111	0	1	0	0	0

Tyler, Kyle

Year	avg	gp-gs	ab	r	h	2b	3b	hr	rbi	tb	slg%	bb	hbp	so	gdp	ob%	sf	sh	sb-att	po	a	e	fld%
2016	.000	0-0	0	0	0	0	0	0	0	0	.000	0	0	0	0	.000	0	0	0-0	3	3	0	1.000
2017	.000	0-0	0	0	0	0	0	0	0	0	.000	0	0	0	0	.000	0	0	0-0	1	3	0	1.000
2018	.000	1-1	0	0	0	0	0	0	0	0	.000	0	0	0	0	.000	0	0	0-0	0	1	0	1.000
TOTAL	.000	1-1	0	0	0	0	0	0	0	0	.000	0	0	0	0	.000	0	0	0-0	4	7	0	1.000

Year	era	w-l	app	gs	cg	sho	sv	ip	h	r	er	bb	so	2b	3b	hr	bf	bavg	wp	hbp	bk	sfa	sha
2016	2.12	1-0	7	3	0	0/0	0	17.0	15	7	4	11	14	3	0	0	80	.250	2	5	1	1	3
2017	5.15	0-3	13	10	0	0/0	0	43.2	41	33	25	32	33	6	1	2	206	.248	1	5	1	2	2
2018	6.17	0-2	3	3	0	0/0	0	11.2	20	16	8	6	12	4	0	1	65	.370	2	2	0	2	0
TOTAL	4.60	1-5	23	16	0	0/0	0	72.1	76	56	37	49	59	13	1	3	351	.272	5	12	2	5	5



OKLAHOMA

1951 AND 1994 NATIONAL CHAMPIONS

Individual Career History (cont'd)

Walker, Jacob

Year	avg	gp-gs	ab	r	h	2b	3b	hr	rbi	tb	slg%	bb	hbp	so	gdp	ob%	sf	sh	sb-att	po	a	e	fld%
2018	.133	6-5	15	0	2	1	0	0	1	3	.200	2	0	2	0	.235	0	0	0-0	2	0	3	.400
TOTAL	.133	6-5	15	0	2	1	0	0	1	3	.200	2	0	2	0	.235	0	0	0-0	2	0	3	.400

Walker, Steele

Year	avg	gp-gs	ab	r	h	2b	3b	hr	rbi	tb	slg%	bb	hbp	so	gdp	ob%	sf	sh	sb-att	po	a	e	fld%
2016	.290	57-56	210	35	61	17	0	3	32	87	.414	19	2	27	4	.352	2	1	5-5	84	1	1	.988
2017	.333	59-59	222	49	74	16	3	8	51	120	.541	25	6	39	5	.413	1	1	2-5	115	5	0	1.000
2018	.255	13-13	51	7	13	3	0	1	6	19	.373	7	3	10	1	.377	0	0	1-2	30	0	0	1.000
TOTAL	.306	129-128	483	91	148	36	3	12	89	226	.468	51	11	76	10	.383	3	2	8-12	229	6	1	.996

Ware, Brylie

Year	avg	gp-gs	ab	r	h	2b	3b	hr	rbi	tb	slg%	bb	hbp	so	gdp	ob%	sf	sh	sb-att	po	a	e	fld%
2017	.298	57-54	191	34	57	10	0	5	31	82	.429	14	14	19	8	.383	3	1	3-7	93	24	2	.983
2018	.234	12-12	47	2	11	2	0	0	7	13	.277	4	3	4	3	.327	1	0	0-1	7	17	2	.923
TOTAL	.286	69-66	238	36	68	12	0	5	38	95	.399	18	17	23	11	.372	4	1	3-8	100	41	4	.972

Wiles, Nathan

Year	avg	gp-gs	ab	r	h	2b	3b	hr	rbi	tb	slg%	bb	hbp	so	gdp	ob%	sf	sh	sb-att	po	a	e	fld%
2017	.000	0-0	0	0	0	0	0	0	0	0	.000	0	0	0	0	.000	0	0	0-0	3	4	0	1.000
2018	.000	1-1	0	0	0	0	0	0	0	0	.000	0	0	0	0	.000	0	0	0-0	1	2	0	1.000
TOTAL	.000	1-1	0	0	0	0	0	0	0	0	.000	0	0	0	0	.000	0	0	0-0	4	6	0	1.000

Year	era	w-l	app	gs	cg	sho	sv	ip	h	r	er	bb	so	2b	3b	hr	bf	bavg	wp	hbp	bk	sfa	sha
2017	5.26	4-4	20	7	0	0/1	1	49.2	62	31	29	16	39	9	0	6	221	.316	1	3	0	3	3
2018	4.80	1-0	3	3	0	0/0	0	15.0	15	9	8	3	15	6	0	2	62	.254	1	0	0	0	0
TOTAL	5.15	5-4	23	10	0	0/1	1	64.2	77	40	37	19	54	15	0	8	283	.302	2	3	0	3	3

Zaragoza, Brandon

Year	avg	gp-gs	ab	r	h	2b	3b	hr	rbi	tb	slg%	bb	hbp	so	gdp	ob%	sf	sh	sb-att	po	a	e	fld%
2017	.251	58-56	183	27	46	2	1	0	20	50	.273	21	2	28	2	.332	2	3	2-5	86	148	6	.975
2018	.267	13-13	45	9	12	3	0	0	7	15	.333	5	0	7	0	.333	1	4	0-1	23	29	2	.963
TOTAL	.254	71-69	228	36	58	5	1	0	27	65	.285	26	2	35	2	.332	3	7	2-6	109	177	8	.973

OKLAHOMA

10 CWS • 37 NCAA TOURNAMENTS • 71 MLB ALUMNI • 63 ALL-AMERICANS



No.	Name	Yr.	Pos.	B/T	Ht./Wt.	Hometown/Last School/High School
1	Steele Walker	Jr.	OF	L/L	5-11/190	Prosper, Texas/Prosper
2	Blake Brewster	Jr.	OF	L/L	6-0/205	Moore, Okla./Moore
3	Cade Harris	Jr.	OF	L/R	6-2/195	Leona, Texas/Centerville
4	Brandon Zaragoza	So.	IF	R/R	6-0/165	Moore, Okla./Westmoore
5	Kyle Mendenhall	Sr.	IF	R/R	6-1/187	Carlsbad, Calif./Carlsbad
6	Justin Cooke	Fr.	C	S/R	6-1/190	Norman, Okla./Norman
7	Kyler Murray	RSO.	OF	R/R	5-11/195	Allen, Texas/Texas A&M/Allen
8	Jacob Walker	Jr.	OF	L/L	5-9/174	Hallsville, Texas/Navarro College/Hallsville
9	Domenic DeRenzo	Jr.	C/OF	R/R	6-0/198	Pittsburgh, Pa./Pittsburgh Central Catholic
11	Thomas Hughes	Jr.	IF	R/R	5-10/175	Norman, Okla./Norman North
12	Brylie Ware	Jr.	IF	R/R	6-0/215	Sedgwick, Kan./Neosho County Community College/Sedgwick
13	Ryan Madden	Jr.	RHP	S/R	6-3/185	Westminster, Colo./Fairview
14	Justin Mitchell	Fr.	C	R/R	6-0/200	Platte City, Mo./Platte County
15	Kyle Tyler	Jr.	RHP	R/R	6-0/195	Oklahoma City, Okla./Westmoore
16	Dylan Criquet-Danielson	Fr.	IF	R/R	6-2/188	Marshall, Minn./Marshall
17	Aaron Brooks	Fr.	RHP	R/R	6-3/170	Blanchard, Okla./Blanchard
18	Ledgend Smith	Fr.	LHP	L/L	6-3/205	Binger, Okla./Binger-Oney
20	Devon Perez	Sr.	RHP	R/R	6-5/200	Ashburn, Va./Iowa Western Community College/Stone Bridge
21	Anthony Schlass	Fr.	OF	L/R	5-11/190	West Bench, Wisc./West Bend West
22	Lane Ramsey	RJr.	RHP	R/R	6-8/245	Oklahoma City, Okla./Newman/Putnam City North
23	Dylan Grove	Jr.	RHP	R/R	6-2/170	Moore, Okla./Moore
24	Cade Cavalli	Fr.	IF/RHP	R/R	6-4/224	Bixby, Okla./Bixby
25	Levi Prater	Fr.	LHP	S/L	6-2/175	Ada, Okla./Byng
26	Michael Jensen	Fr.	RHP	R/R	6-5/235	Eden Prairie, Minn./Holy Family Catholic
27	Jake Irvin	Jr.	RHP	R/R	6-6/225	Bloomington, Minn./Jefferson
28	Connor Berry	Jr.	RHP	R/R	6-0/170	Sugar Land, Texas/Kempner
29	Brett Lorah	Jr.	RHP	R/R	6-0/185	Elgin, Okla./Seminole State/Elgin
30	Jake Terry	Fr.	RHP	R/R	6-4/193	Sand Springs, Okla./Charles Page
31	Trevor Munsch	RFr.	LHP	L/L	6-5/175	Lawrence, Kan./Lawrence Free State
32	Zack Matthews	Fr.	RHP	S/R	6-1/210	Wellston, Okla./Wellston
34	Brock Henderson	Fr.	IF	R/R	6-1/185	Chickasha, Okla./Chickasha
35	Nathan Wiles	So.	RHP	R/R	6-5/240	Overland, Park, Kan./Blue Valley West
36	Tyler Hardman	Fr.	IF	R/R	6-3/216	Corona, Calif./Temescal Canyon
38	Austin Hansen	Jr.	RHP	R/R	6-0/195	Lenexa, Kan./Olathe Northwest
40	Brady Lindsly	So.	C	L/R	6-1/210	Keller, Texas/Keller
42	Braidyn Fink	So.	LHP	L/L	6-1/225	Moore, Okla./Westmoore

Alphabetical Roster

28	Connor Berry
2	Blake Brewster
17	Aaron Brooks
24	Cade Cavalli
6	Justin Cooke
16	Dylan Criquet-Danielson
9	Domenic DeRenzo
42	Braidyn Fink
23	Dylan Grove
38	Austin Hansen
36	Tyler Hardman
3	Cade Harris
34	Brock Henderson
11	Thomas Hughes
27	Jake Irvin
26	Michael Jensen
40	Brady Lindsly
29	Brett Lorah
13	Ryan Madden
32	Zack Matthews
5	Kyle Mendenhall
14	Justin Mitchell
31	Trevor Munsch
7	Kyler Murray
20	Devon Perez
25	Levi Prater
22	Lane Ramsey
21	Anthony Schlass
18	Ledgend Smith
30	Jake Terry
15	Kyle Tyler
8	Jacob Walker
1	Steele Walker
12	Brylie Ware
35	Nathan Wiles
4	Brandon Zaragoza

Head Coach: #44 Skip Johnson (First Season, Texas Pan-American '90)

Assistant Coach: #19 Clay Van Hook (First Season, Texas '08)

Assistant Coach: #33 Clay Overcash (First Season, USC Upstate '90)

Assistant Coach: #10 Evan Mistich (First Season, Oklahoma '12)

Director of Operations: Ryan Gaines (13th Season, Oklahoma '95)

SOONERS BY CLASS

Seniors (2)

Kyle Mendenhall
Devon Perez

Juniors (15)

Connor Berry
Blake Brewster
Domenic DeRenzo
Dylan Grove
Austin Hansen
Cade Harris
Thomas Hughes
Jake Irvin
Brett Lorah
Ryan Madden
Lane Ramsey
Kyle Tyler
Jacob Walker
Steele Walker
Brylie Ware

Sophomores (5)

Braidyn Fink
Brady Lindsly
Kyler Murray
Nathan Wiles
Brandon Zaragoza

Freshman (14)

Aaron Brooks
Cade Cavalli
Justin Cooke
Dylan Criquet-Danielson
Tyler Hardman
Brock Henderson
Michael Jensen
Zack Matthews
Justin Mitchell
Trevor Munsch
Levi Prater
Anthony Schlass
Ledgend Smith
Jake Terry

SOONERS BY STATE

Oklahoma (16)

Blake Brewster
Aaron Brooks
Cade Cavalli
Justin Cooke
Braidyn Fink
Dylan Grove
Brock Henderson
Thomas Hughes
Brett Lorah
Zack Matthews
Levi Prater
Lane Ramsey
Ledgend Smith
Jake Terry
Kyle Tyler
Brandon Zaragoza
Kansas (4)
Austin Hansen
Trevor Munsch
Nathan Wiles
Brylie Ware

Texas (6)

Connor Berry
Cade Harris
Brady Lindsly
Kyler Murray
Jacob Walker
Steele Walker

Minnesota (3)

Dylan Criquet-Danielson
Jake Irvin
Michael Jensen

California (2)

Tyler Hardman
Kyle Mendenhall

Other (5)

Domenic DeRenzo (PA)
Ryan Madden (CO)
Justin Mitchell (MO)
Devon Perez (VA)
Anthony Schlass (WI)

PRONUNCIATION GUIDE

Cade Cavalli	Cuh-vah-lee
Domenic DeRenzo	Duh-REN-zo
Devon Perez	Dev-in Puh-rez
Levi Prater	Pray-ter



1 Steele Walker
Jr. | OF | L/L



2 Blake Brewster
Jr. | OF | L/L



3 Cade Harris
Jr. | OF | L/R



4 Brandon Zaragoza
So. | OF | R/R



5 Kyle Mendenhall
Sr. | IF | R/R



6 Justin Cooke
Fr. | C | S/R



7 Kyler Murray
RSo. | OF | R/R



8 Jacob Walker
Jr. | OF | L/L



9 Domenic DeRenzo
Jr. | C/OF | R/R



11 Thomas Hughes
Jr. | IF | R/R



12 Brylie Ware
Jr. | IF | R/R



13 Ryan Madden
Jr. | P | S/R



14 Justin Mitchell
Fr. | C | R/R



15 Kyle Tyler
Jr. | P | R/R



16 Dylan Criquet-Danielson
Fr. | IF | R/R



17 Aaron Brooks
Fr. | P | R/R




18 Ledgend Smith
Fr. | P | L/L



20 Devon Perez
Sr. | P | R/R



21 Anthony Schlass
Fr. | OF | L/R



22 Lane Ramsey
R Jr. | P | R/R



23 Dylan Grove
Jr. | P | R/R



24 Cade Cavalli
Fr. | P/IF | R/R



25 Levi Prater
Fr. | P | S/L



27 Jake Irvin
Jr. | P | R/R



28 Connor Berry
Jr. | P | R/R



29 Brett Lorah
Jr. | P | R/R



30 Jake Terry
Fr. | P | R/R



31 Trevor Munsch
R Fr. | P | L/L



32 Zack Matthews
Fr. | P | S/R



34 Brock Henderson
Fr. | IF | R/R



35 Nathan Wiles
So. | P | R/R



36 Tyler Hardman
Fr. | IF | R/R



38 Austin Hansen
Jr. | P | R/R



40 Brady Lindsly
So. | C | L/R



42 Braidyn Fink
So. | P | L/L



44 Skip Johnson
Head Coach



19 Clay Van Hook
Assistant Coach-3rd Base



33 Clay Overcash
Assistant Coach



10 Evan Mistich
Assistant Coach-1st Base